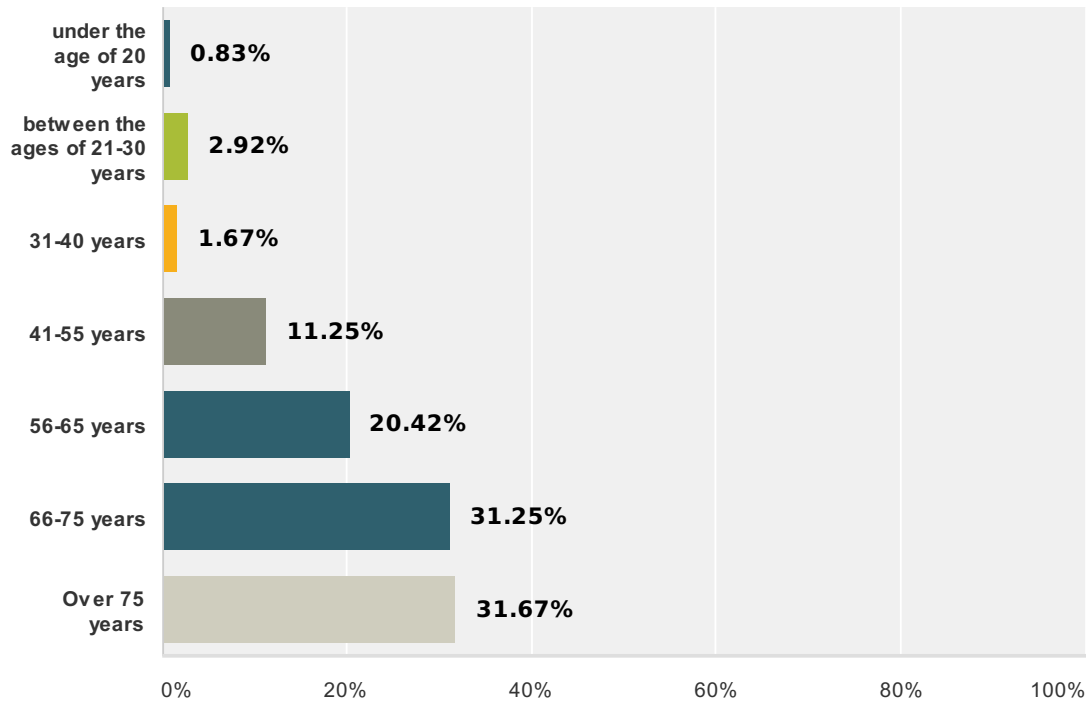


Q1 I am

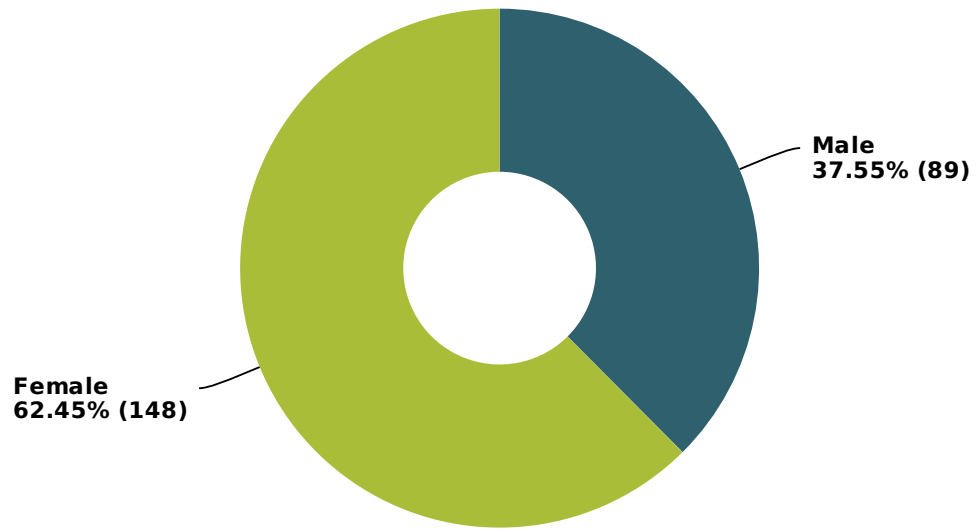
Answered: 240 Skipped: 9



| Answer Choices | Responses |
|---------------------------------|------------|
| under the age of 20 years | 0.83% 2 |
| between the ages of 21-30 years | 2.92% 7 |
| 31-40 years | 1.67% 4 |
| 41-55 years | 11.25% 27 |
| 56-65 years | 20.42% 49 |
| 66-75 years | 31.25% 75 |
| Over 75 years | 31.67% 76 |
| Total | 240 |

Q2 I am

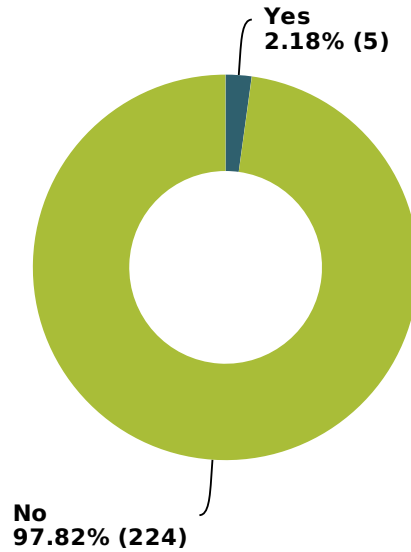
Answered: 237 Skipped: 12



| Answer Choices | Responses | |
|----------------|-----------|------------|
| Male | 37.55% | 89 |
| Female | 62.45% | 148 |
| Total | | 237 |

Q3 I am a member of the lesbian/gay/bi-sexual/transgender (LGBT) community

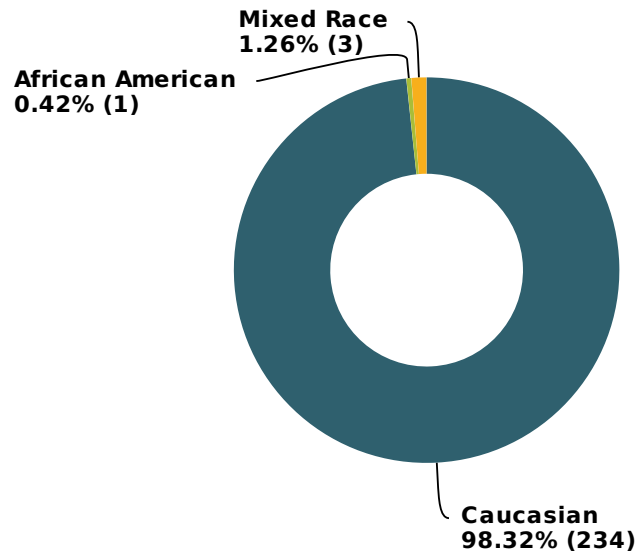
Answered: 229 Skipped: 20



| Answer Choices | Responses | |
|----------------|-----------|------------|
| Yes | 2.18% | 5 |
| No | 97.82% | 224 |
| Total | | 229 |

Q4 I am

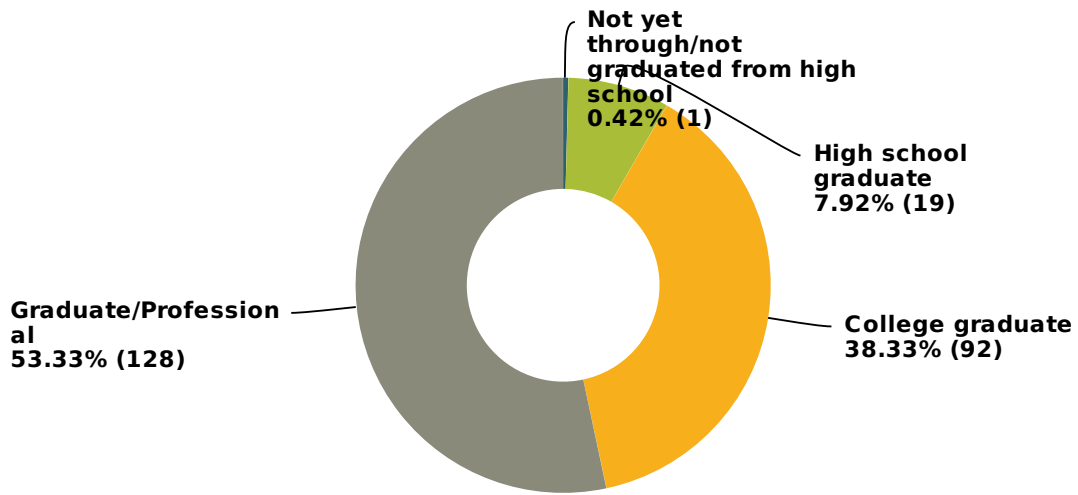
Answered: 238 Skipped: 11



| Answer Choices | Responses | |
|------------------|-----------|------------|
| Caucasian | 98.32% | 234 |
| African American | 0.42% | 1 |
| Hispanic/Latino | 0% | 0 |
| Asian | 0% | 0 |
| Mixed Race | 1.26% | 3 |
| Total | | 238 |

Q5 Identify the highest level of education you have achieved

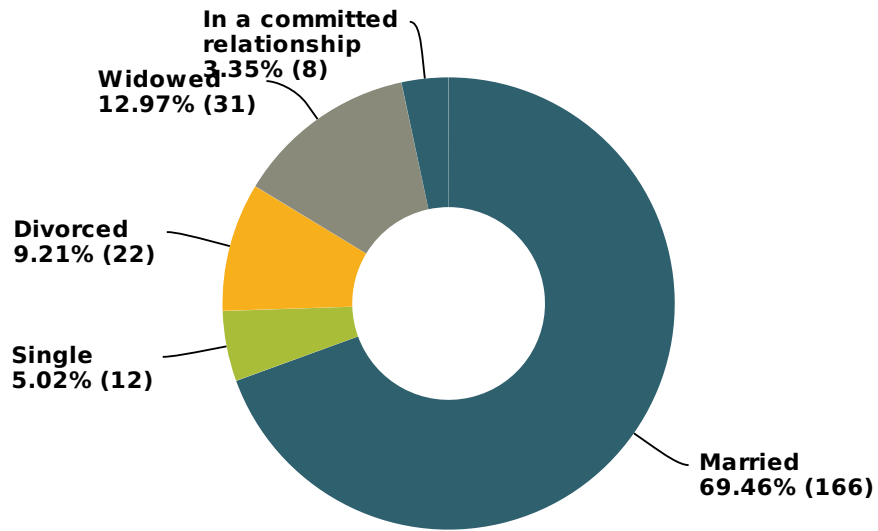
Answered: 240 Skipped: 9



| Answer Choices | Responses |
|--|------------|
| Not yet through/not graduated from high school | 0.42% 1 |
| High school graduate | 7.92% 19 |
| College graduate | 38.33% 92 |
| Graduate/Professional | 53.33% 128 |
| Total | 240 |

Q6 I am

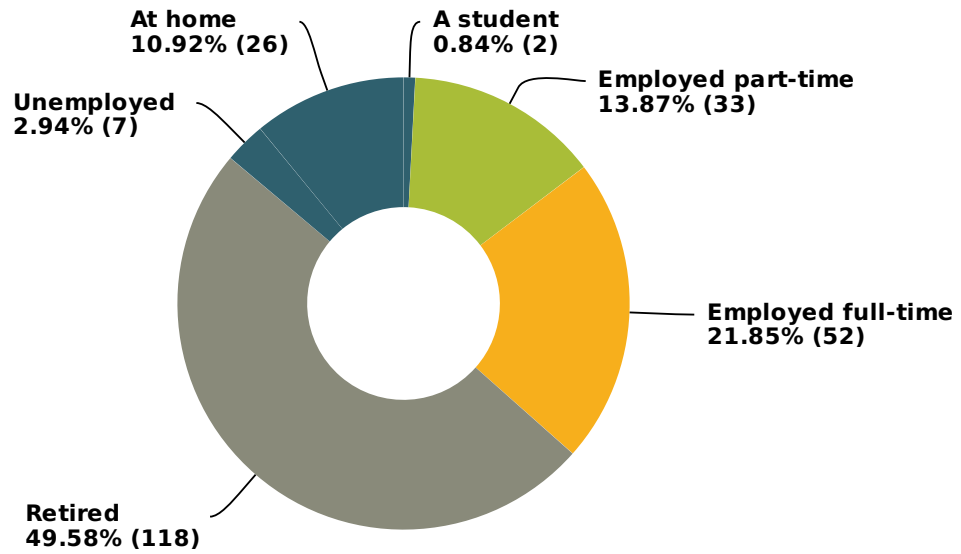
Answered: 239 Skipped: 10



| Answer Choices | Responses | |
|-----------------------------|-----------|------------|
| Married | 69.46% | 166 |
| Single | 5.02% | 12 |
| Divorced | 9.21% | 22 |
| Widowed | 12.97% | 31 |
| In a committed relationship | 3.35% | 8 |
| Total | | 239 |

Q7 I am

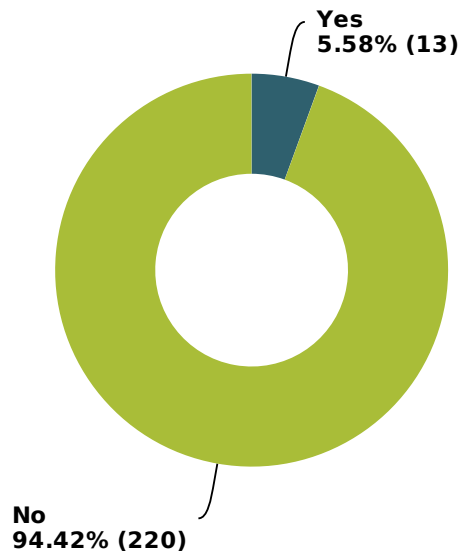
Answered: 238 Skipped: 11



| Answer Choices | Responses | |
|--------------------|-----------|------------|
| A student | 0.84% | 2 |
| Employed part-time | 13.87% | 33 |
| Employed full-time | 21.85% | 52 |
| Retired | 49.58% | 118 |
| Unemployed | 2.94% | 7 |
| At home | 10.92% | 26 |
| Total | | 238 |

Q8 I have a disability

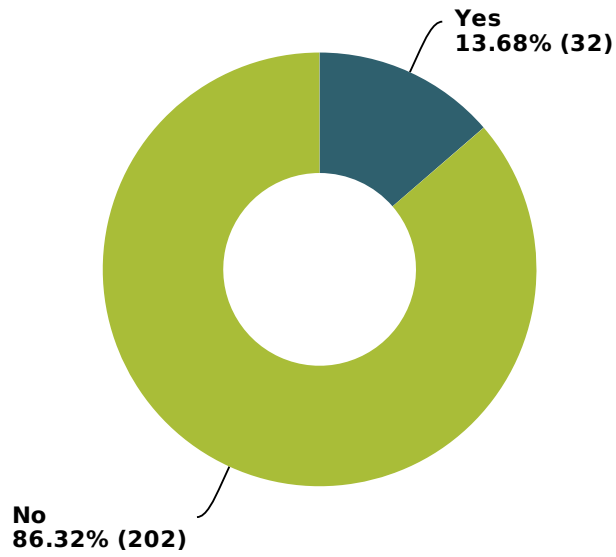
Answered: 233 Skipped: 16



| Answer Choices | Responses | |
|----------------|-----------|------------|
| Yes | 5.58% | 13 |
| No | 94.42% | 220 |
| Total | | 233 |

Q9 Someone in my household has a disability

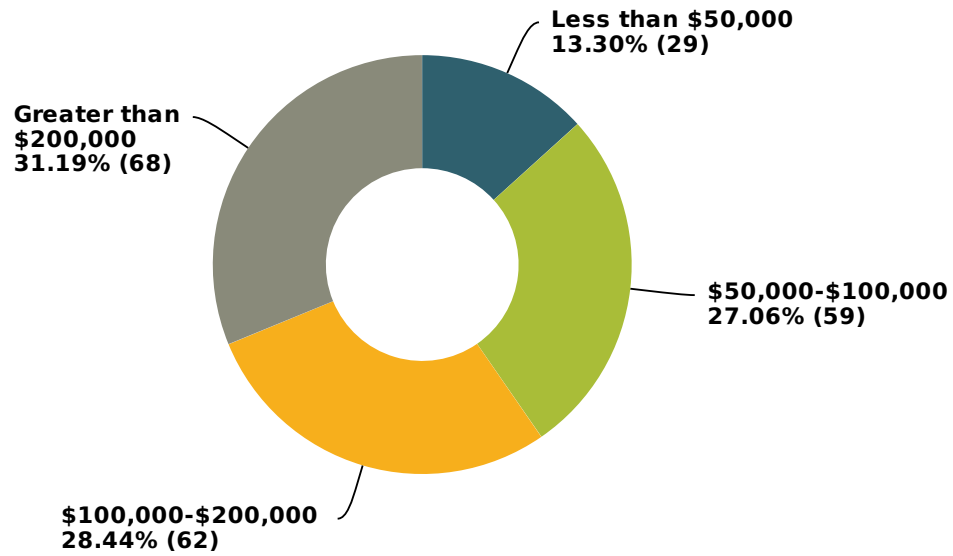
Answered: 234 Skipped: 15



| Answer Choices | Responses | |
|----------------|-----------|------------|
| Yes | 13.68% | 32 |
| No | 86.32% | 202 |
| Total | | 234 |

Q10 My household income level is:

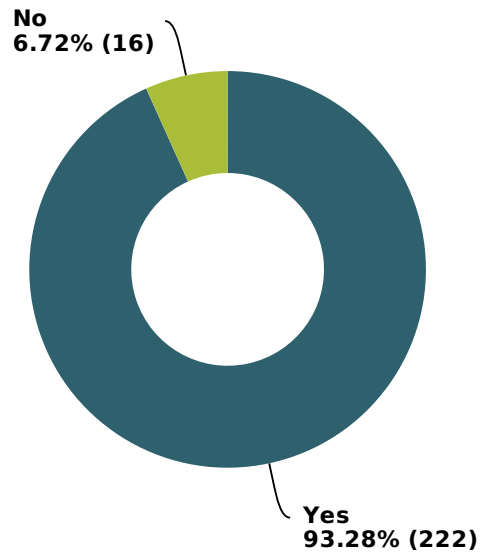
Answered: 218 Skipped: 31



| Answer Choices | Responses | |
|------------------------|-----------|------------|
| Less than \$50,000 | 13.30% | 29 |
| \$50,000-\$100,000 | 27.06% | 59 |
| \$100,000-\$200,000 | 28.44% | 62 |
| Greater than \$200,000 | 31.19% | 68 |
| Total | | 218 |

Q11 I contribute financially to other charities each year

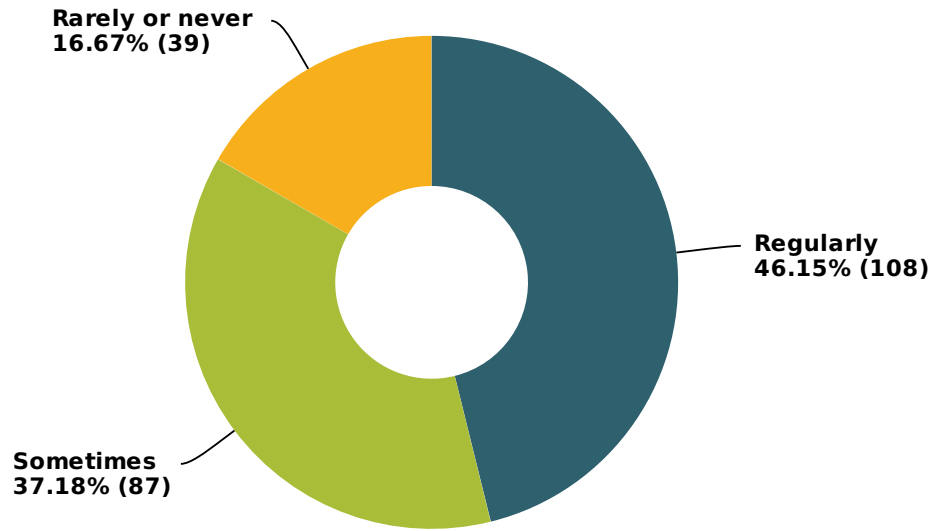
Answered: 238 Skipped: 11



| Answer Choices | Responses | |
|----------------|-----------|------------|
| Yes | 93.28% | 222 |
| No | 6.72% | 16 |
| Total | | 238 |

Q12 I volunteer my time to other charities within the community

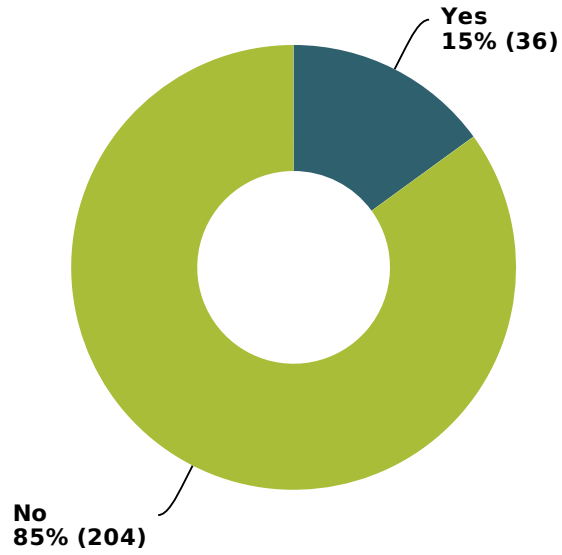
Answered: 234 Skipped: 15



| Answer Choices | Responses | |
|-----------------|-----------|------------|
| Regularly | 46.15% | 108 |
| Sometimes | 37.18% | 87 |
| Rarely or never | 16.67% | 39 |
| Total | | 234 |

Q13 I have children/dependents living at home

Answered: 240 Skipped: 9



| Answer Choices | Responses | |
|----------------|-----------|------------|
| Yes | 15% | 36 |
| No | 85% | 204 |
| Total | | 240 |

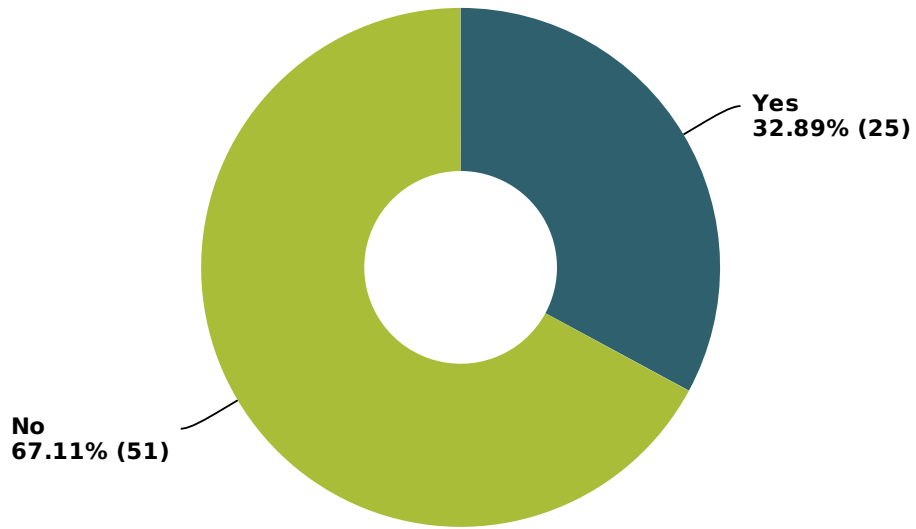
Q14 How many are children do you have that are:

Answered: 32 Skipped: 217

| Answer Choices | Responses | |
|---------------------------|-----------|----|
| under the age of 5 | 25% | 8 |
| between the ages of 5-12 | 37.50% | 12 |
| between the ages of 13-17 | 37.50% | 12 |
| between the ages of 18-21 | 71.88% | 23 |

Q15 My children regularly participate in church life

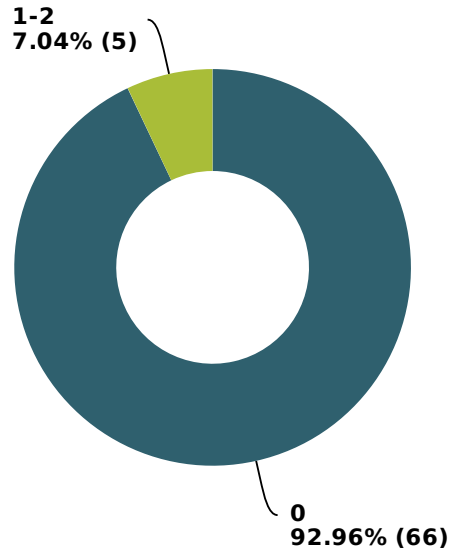
Answered: 76 Skipped: 173



| Answer Choices | Responses | |
|----------------|-----------|-----------|
| Yes | 32.89% | 25 |
| No | 67.11% | 51 |
| Total | | 76 |

Q16 How many children do you have enrolled at All Saints Parish School?

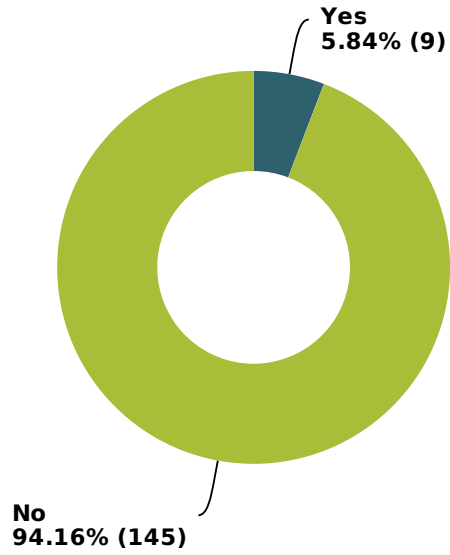
Answered: 71 Skipped: 178



| Answer Choices | Responses | |
|----------------|-----------|-----------|
| 0 | 92.96% | 66 |
| 1-2 | 7.04% | 5 |
| 3-4 | 0% | 0 |
| 5+ | 0% | 0 |
| Total | | 71 |

Q17 I have a dependent adult over the age of 65 living at home

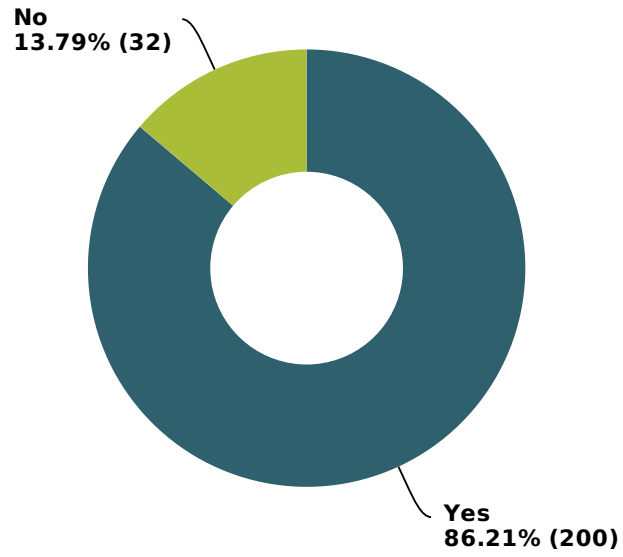
Answered: 154 Skipped: 95



| Answer Choices | Responses | |
|----------------|-----------|------------|
| Yes | 5.84% | 9 |
| No | 94.16% | 145 |
| Total | | 154 |

Q18 I have close friends at All Saints

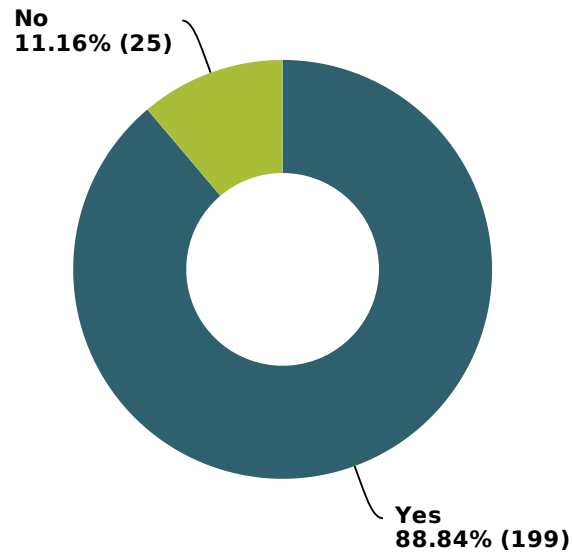
Answered: 232 Skipped: 17



| Answer Choices | Responses | |
|----------------|-----------|------------|
| Yes | 86.21% | 200 |
| No | 13.79% | 32 |
| Total | | 232 |

Q19 I would like to cultivate more friendships at All Saints

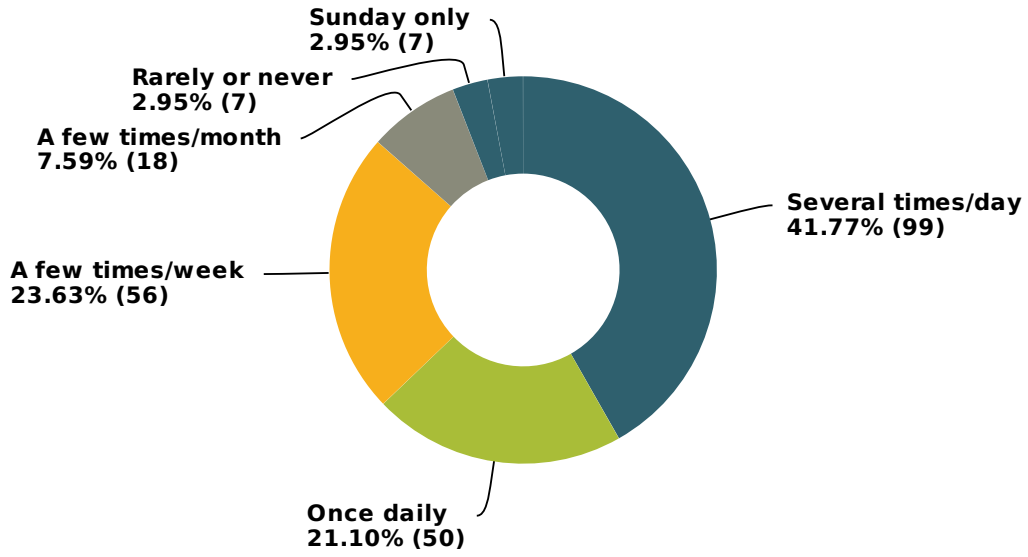
Answered: 224 Skipped: 25



| Answer Choices | Responses | |
|----------------|-----------|------------|
| Yes | 88.84% | 199 |
| No | 11.16% | 25 |
| Total | | 224 |

Q20 I personally pray

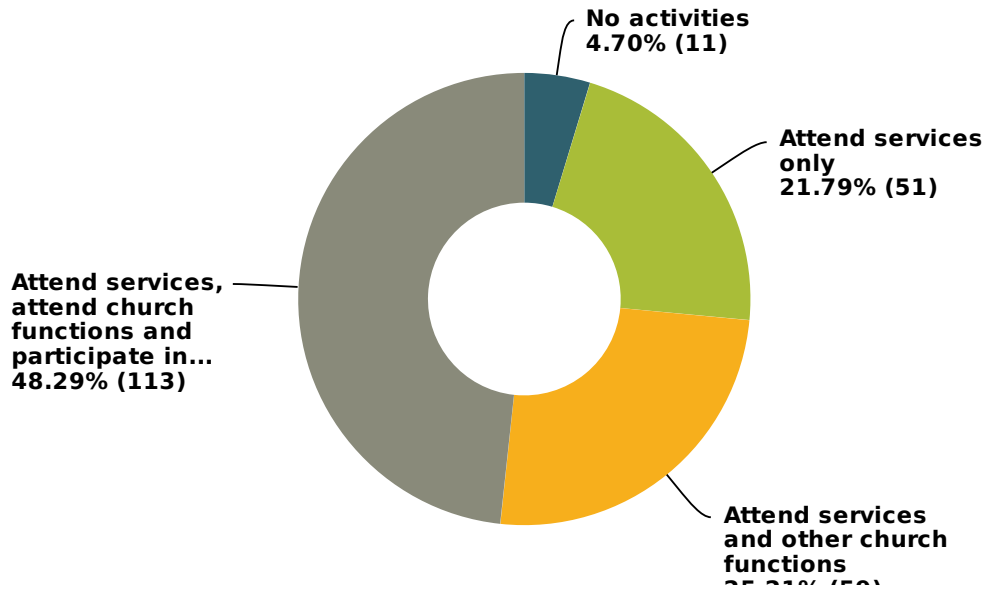
Answered: 237 Skipped: 12



| Answer Choices | Responses | Count |
|-------------------|-----------|------------|
| Several times/day | 41.77% | 99 |
| Once daily | 21.10% | 50 |
| A few times/week | 23.63% | 56 |
| A few times/month | 7.59% | 18 |
| Rarely or never | 2.95% | 7 |
| Sunday only | 2.95% | 7 |
| Total | | 237 |

Q21 My activity in church life can be summarized as

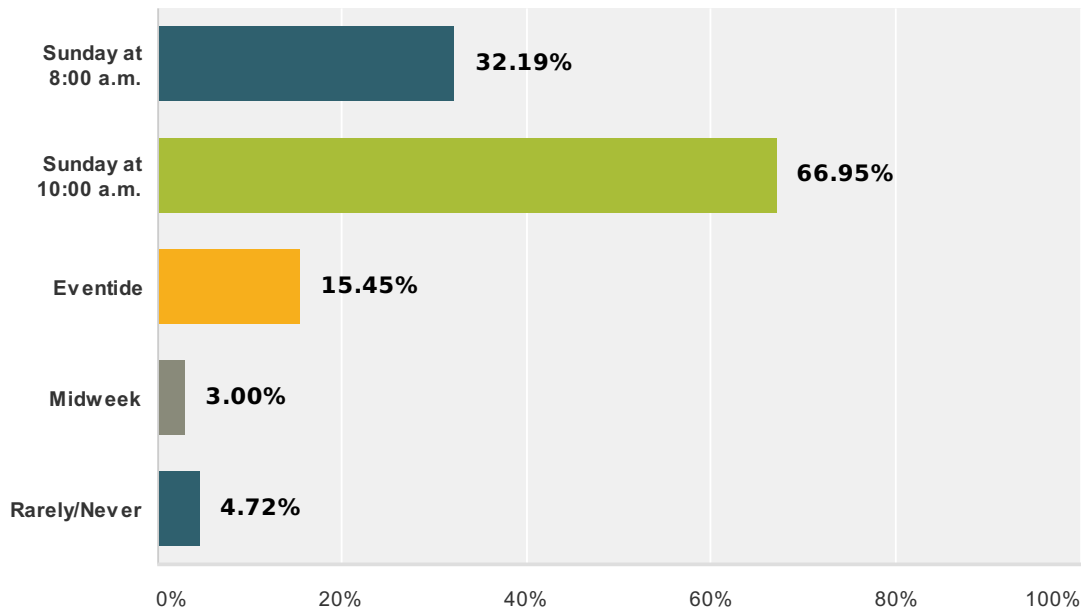
Answered: 234 Skipped: 15



| Answer Choices | Responses | |
|---|-----------|------------|
| No activities | 4.70% | 11 |
| Attend services only | 21.79% | 51 |
| Attend services and other church functions | 25.21% | 59 |
| Attend services, attend church functions and participate in church programs | 48.29% | 113 |
| Total | | 234 |

Q22 I usually attend services on (Check all that apply)

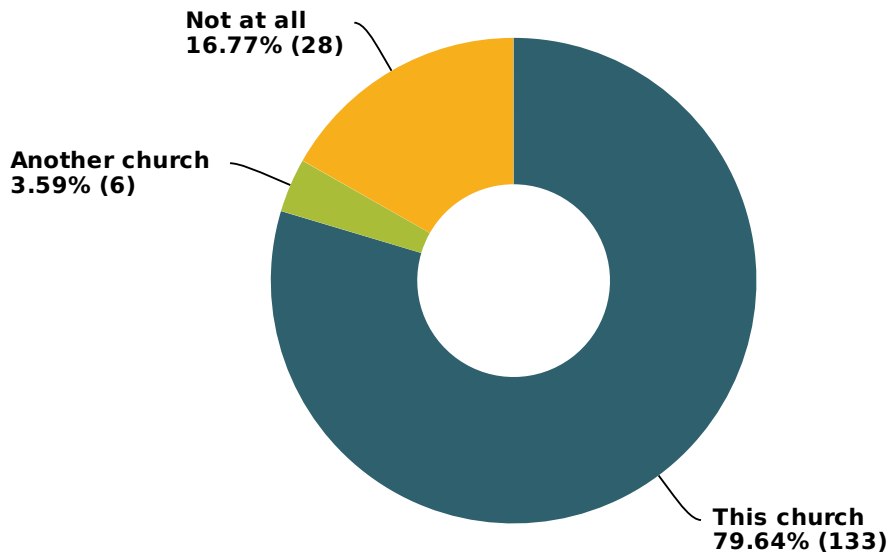
Answered: 233 Skipped: 16



| Answer Choices | Responses | Count |
|-------------------------------|-----------|-------|
| Sunday at 8:00 a.m. | 32.19% | 75 |
| Sunday at 10:00 a.m. | 66.95% | 156 |
| Eventide | 15.45% | 36 |
| Midweek | 3.00% | 7 |
| Rarely/Never | 4.72% | 11 |
| Total Respondents: 233 | | |

Q23 If living with another, my partner attends:

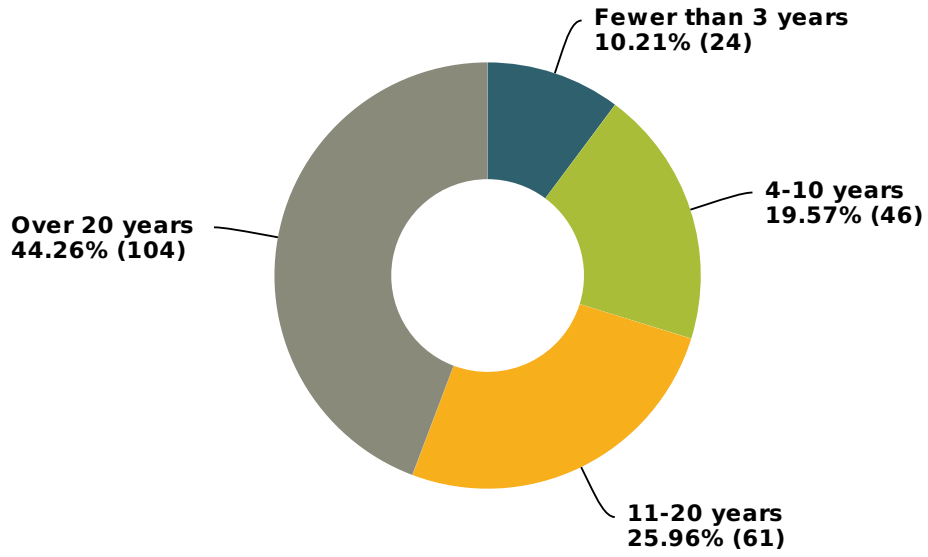
Answered: 167 Skipped: 82



| Answer Choices | Responses | |
|----------------|-----------|------------|
| This church | 79.64% | 133 |
| Another church | 3.59% | 6 |
| Not at all | 16.77% | 28 |
| Total | | 167 |

Q24 I have attended All Saints for

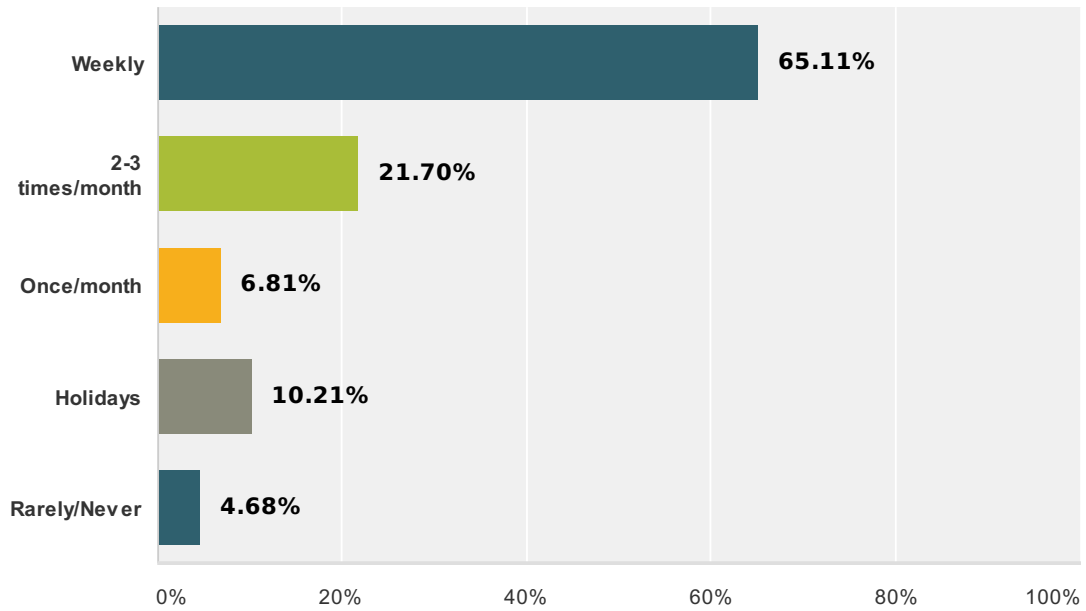
Answered: 235 Skipped: 14



| Answer Choices | Responses | |
|--------------------|-----------|------------|
| Fewer than 3 years | 10.21% | 24 |
| 4-10 years | 19.57% | 46 |
| 11-20 years | 25.96% | 61 |
| Over 20 years | 44.26% | 104 |
| Total | | 235 |

Q25 I attend services (Check all that apply)

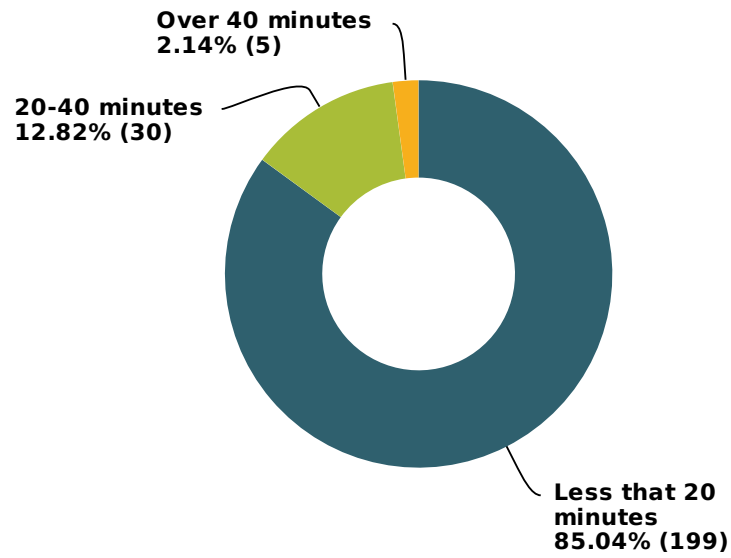
Answered: 235 Skipped: 14



| Answer Choices | Responses |
|-------------------------------|------------|
| Weekly | 65.11% 153 |
| 2-3 times/month | 21.70% 51 |
| Once/month | 6.81% 16 |
| Holidays | 10.21% 24 |
| Rarely/Never | 4.68% 11 |
| Total Respondents: 235 | |

Q26 My travel time to church is

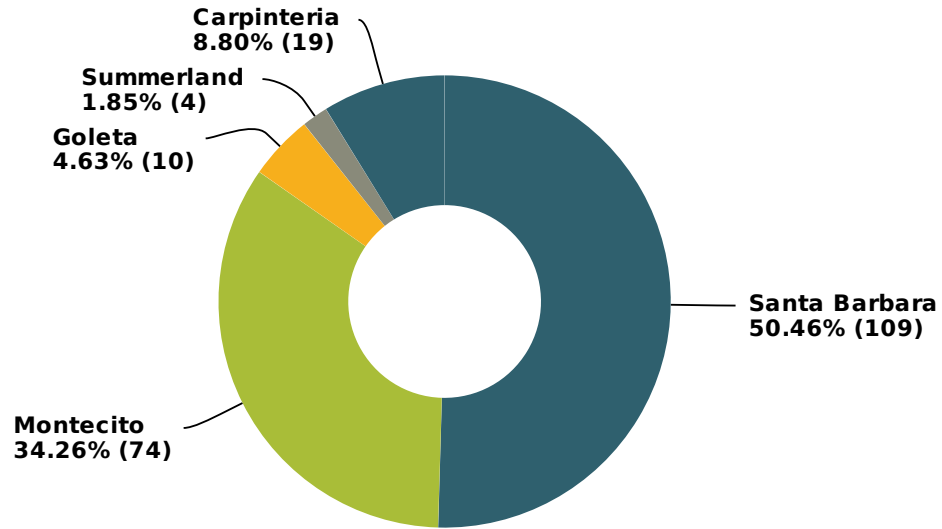
Answered: 234 Skipped: 15



| Answer Choices | Responses | |
|----------------------|-----------|------------|
| Less than 20 minutes | 85.04% | 199 |
| 20-40 minutes | 12.82% | 30 |
| Over 40 minutes | 2.14% | 5 |
| Total | | 234 |

Q27 I live in the following community

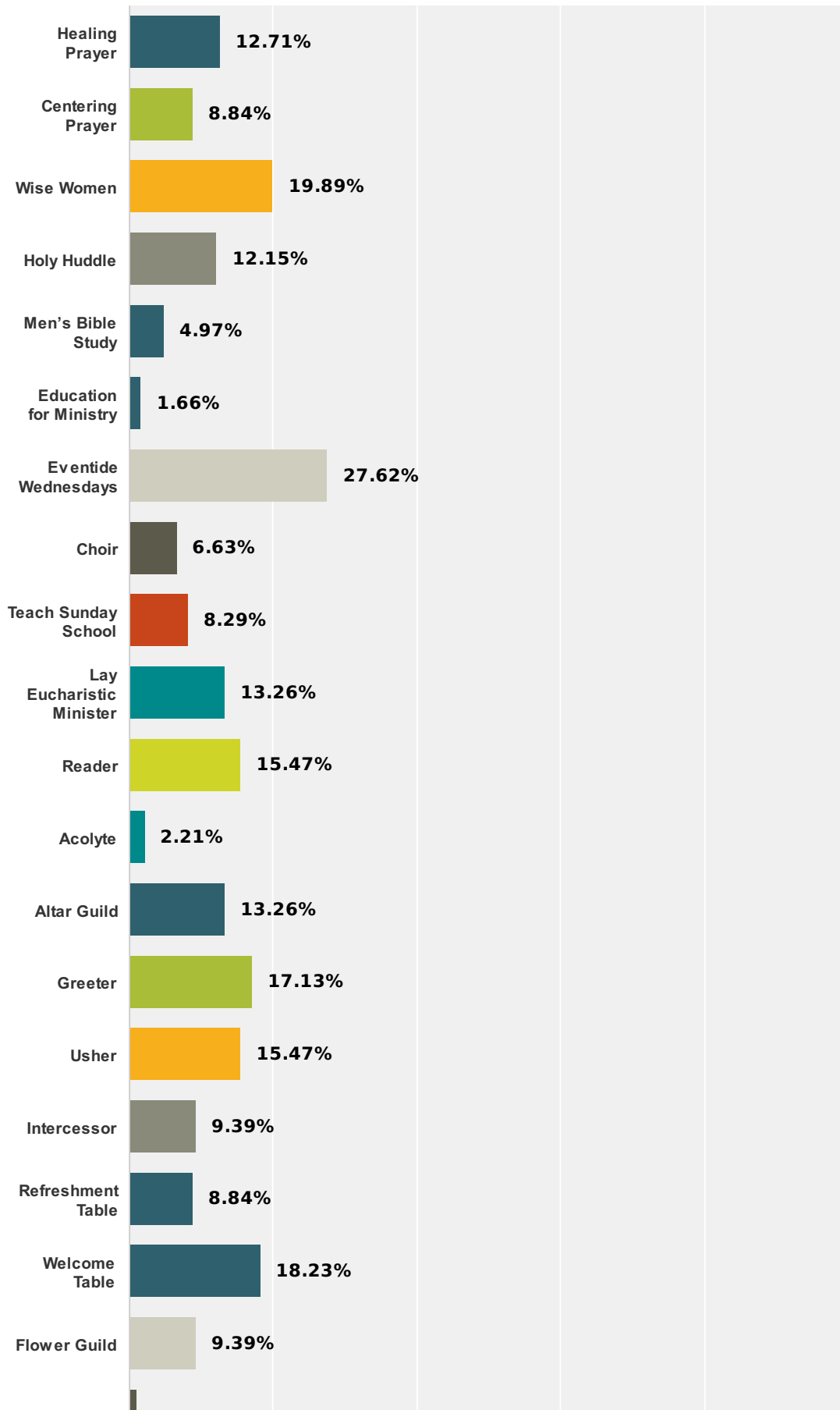
Answered: 216 Skipped: 33



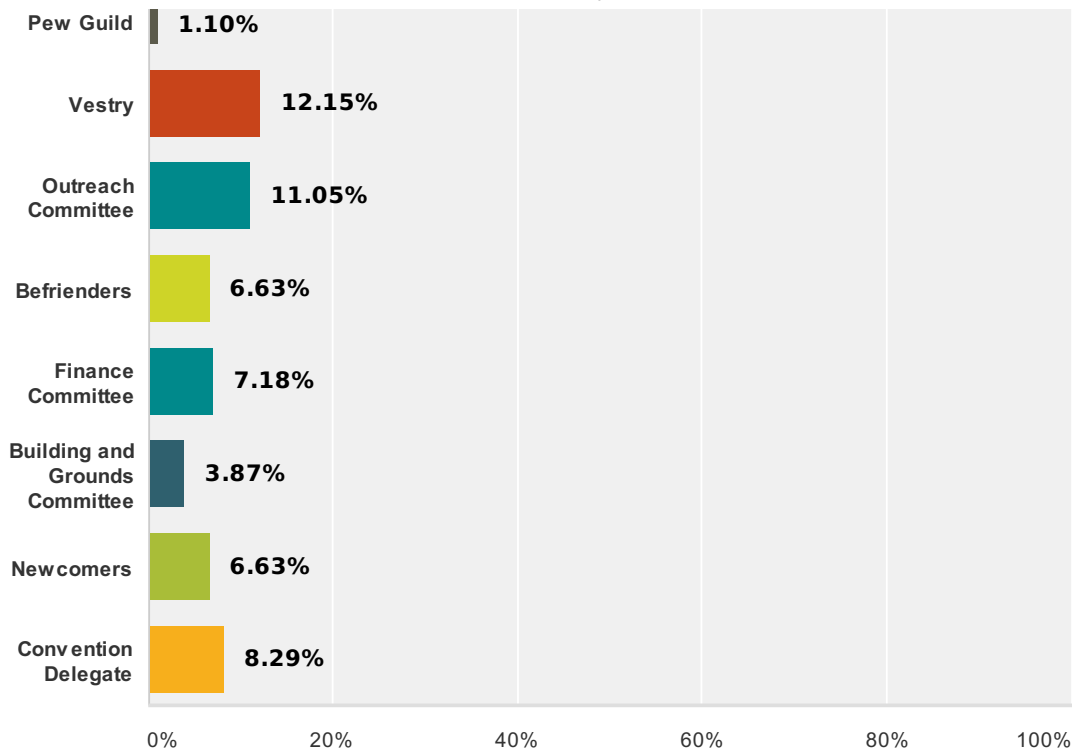
| Answer Choices | Responses | |
|-------------------|-----------|------------|
| Santa Barbara | 50.46% | 109 |
| Montecito | 34.26% | 74 |
| Goleta | 4.63% | 10 |
| Santa Ynez Valley | 0% | 0 |
| Summerland | 1.85% | 4 |
| Carpinteria | 8.80% | 19 |
| Total | | 216 |

Q28 I participate in (Check all that apply)

Answered: 181 Skipped: 68



All Saints Parish Profile Survey - September 2013



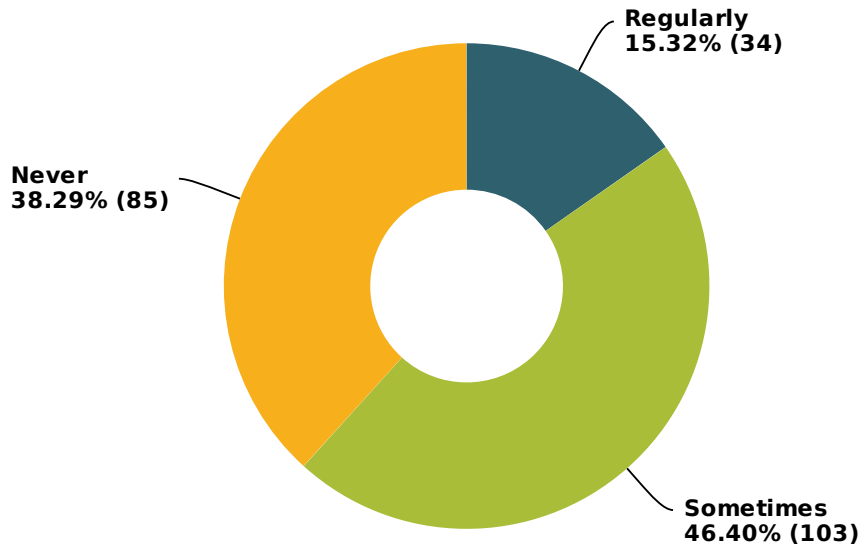
| Answer Choices | Responses | |
|--------------------------|-----------|----|
| Healing Prayer | 12.71% | 23 |
| Centering Prayer | 8.84% | 16 |
| Wise Women | 19.89% | 36 |
| Holy Huddle | 12.15% | 22 |
| Men's Bible Study | 4.97% | 9 |
| Education for Ministry | 1.66% | 3 |
| Eventide Wednesdays | 27.62% | 50 |
| Choir | 6.63% | 12 |
| Teach Sunday School | 8.29% | 15 |
| Lay Eucharistic Minister | 13.26% | 24 |
| Reader | 15.47% | 28 |
| Acolyte | 2.21% | 4 |
| Altar Guild | 13.26% | 24 |
| Greeter | 17.13% | 31 |
| Usher | 15.47% | 28 |
| Intercessor | 9.39% | 17 |
| Refreshment Table | 8.84% | 16 |
| Welcome Table | 18.23% | 33 |
| Flower Guild | 9.39% | 17 |

All Saints Parish Profile Survey - September 2013

| | | |
|--------------------------------|--------|----|
| Pew Guild | 1.10% | 2 |
| Vestry | 12.15% | 22 |
| Outreach Committee | 11.05% | 20 |
| Befrienders | 6.63% | 12 |
| Finance Committee | 7.18% | 13 |
| Building and Grounds Committee | 3.87% | 7 |
| Newcomers | 6.63% | 12 |
| Convention Delegate | 8.29% | 15 |
| Total Respondents: 181 | | |

Q29 I volunteer for church volunteer/leadership opportunities

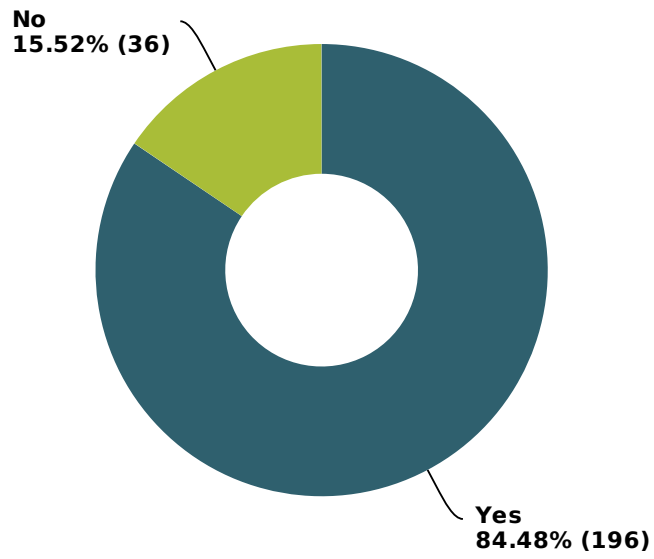
Answered: 222 Skipped: 27



| Answer Choices | Responses | |
|----------------|-----------|------------|
| Regularly | 15.32% | 34 |
| Sometimes | 46.40% | 103 |
| Never | 38.29% | 85 |
| Total | | 222 |

Q30 I am a pledging member of All Saints

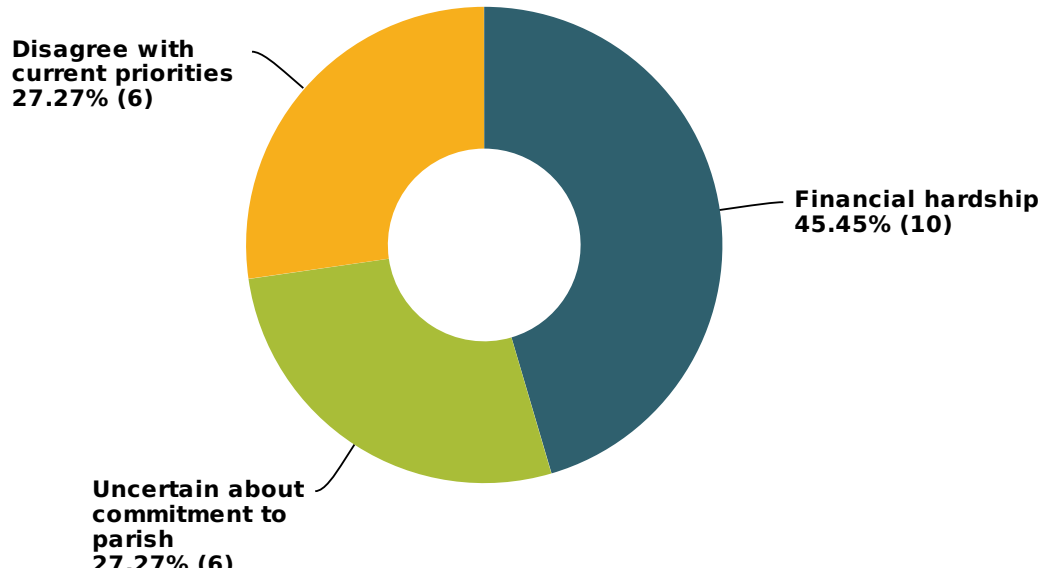
Answered: 232 Skipped: 17



| Answer Choices | Responses | |
|----------------|-----------|------------|
| Yes | 84.48% | 196 |
| No | 15.52% | 36 |
| Total | | 232 |

Q31 If not pledging, please check the reason

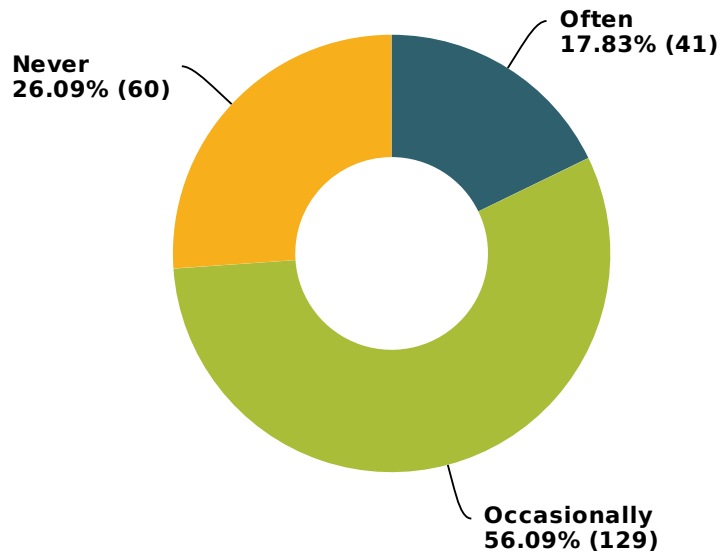
Answered: 22 Skipped: 227



| Answer Choices | Responses | |
|--------------------------------------|-----------|-----------|
| Financial hardship | 45.45% | 10 |
| Uncertain about commitment to parish | 27.27% | 6 |
| Disagree with current priorities | 27.27% | 6 |
| Total | | 22 |

Q32 I visit the All Saints website

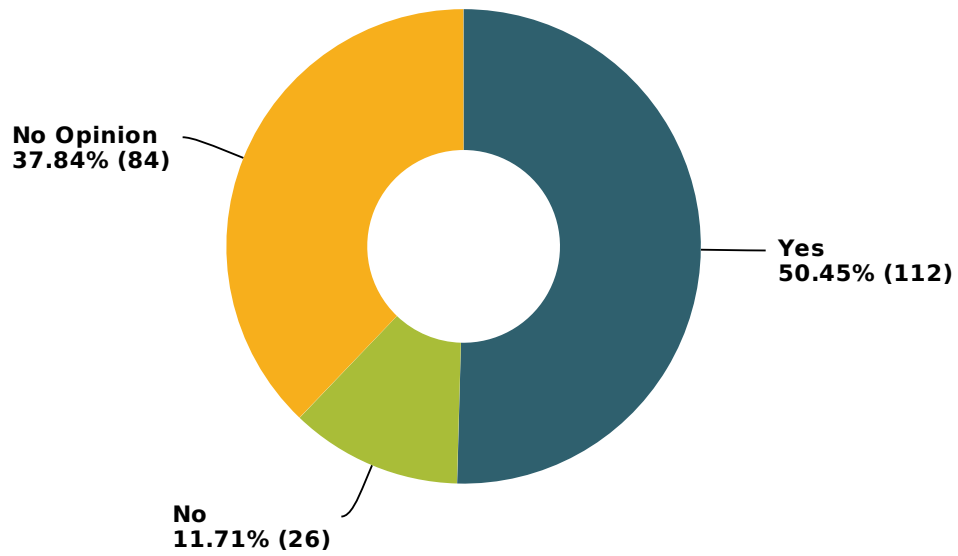
Answered: 230 Skipped: 19



| Answer Choices | Responses | |
|----------------|-----------|------------|
| Often | 17.83% | 41 |
| Occasionally | 56.09% | 129 |
| Never | 26.09% | 60 |
| Total | | 230 |

Q33 I find the website to be informative, useful and helpful in keeping abreast of church activities

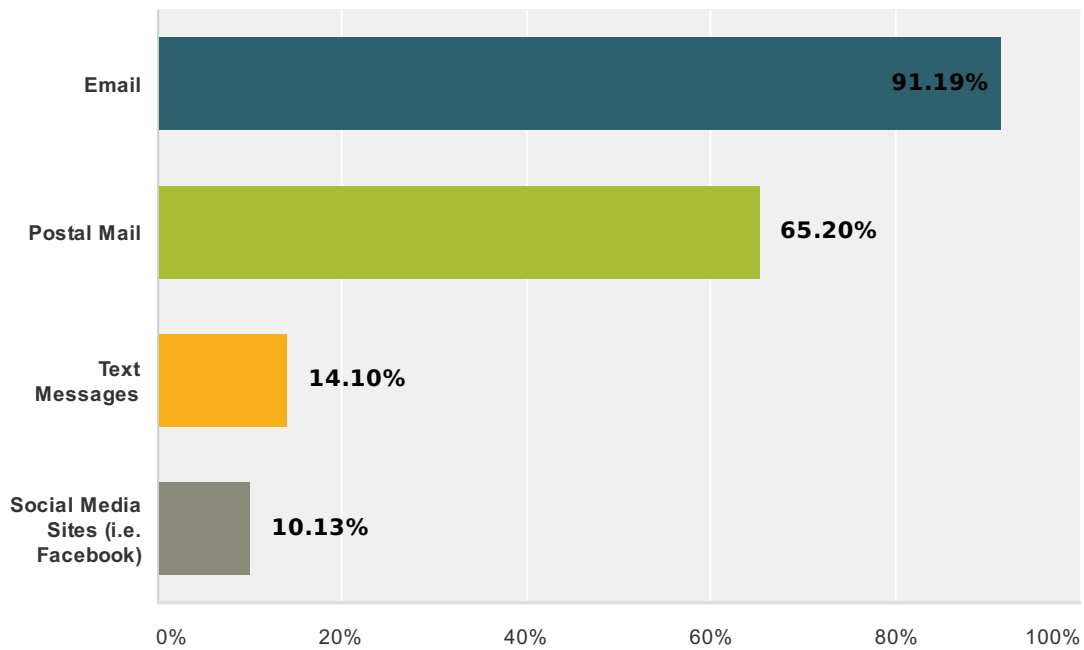
Answered: 222 Skipped: 27



| Answer Choices | Responses | |
|----------------|-----------|------------|
| Yes | 50.45% | 112 |
| No | 11.71% | 26 |
| No Opinion | 37.84% | 84 |
| Total | | 222 |

Q34 I am willing to receive church communications sent using the following (Check all that apply)

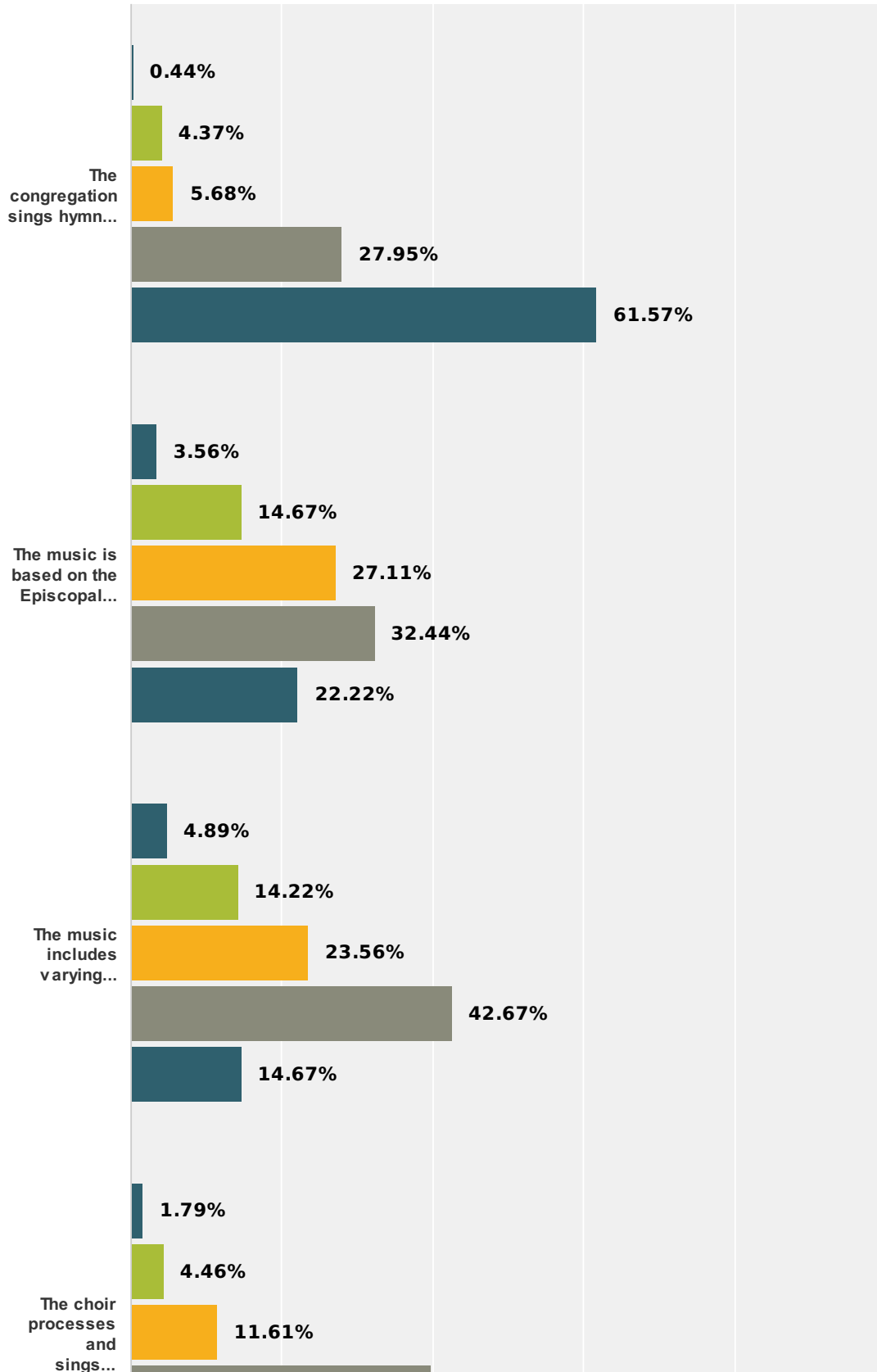
Answered: 227 Skipped: 22



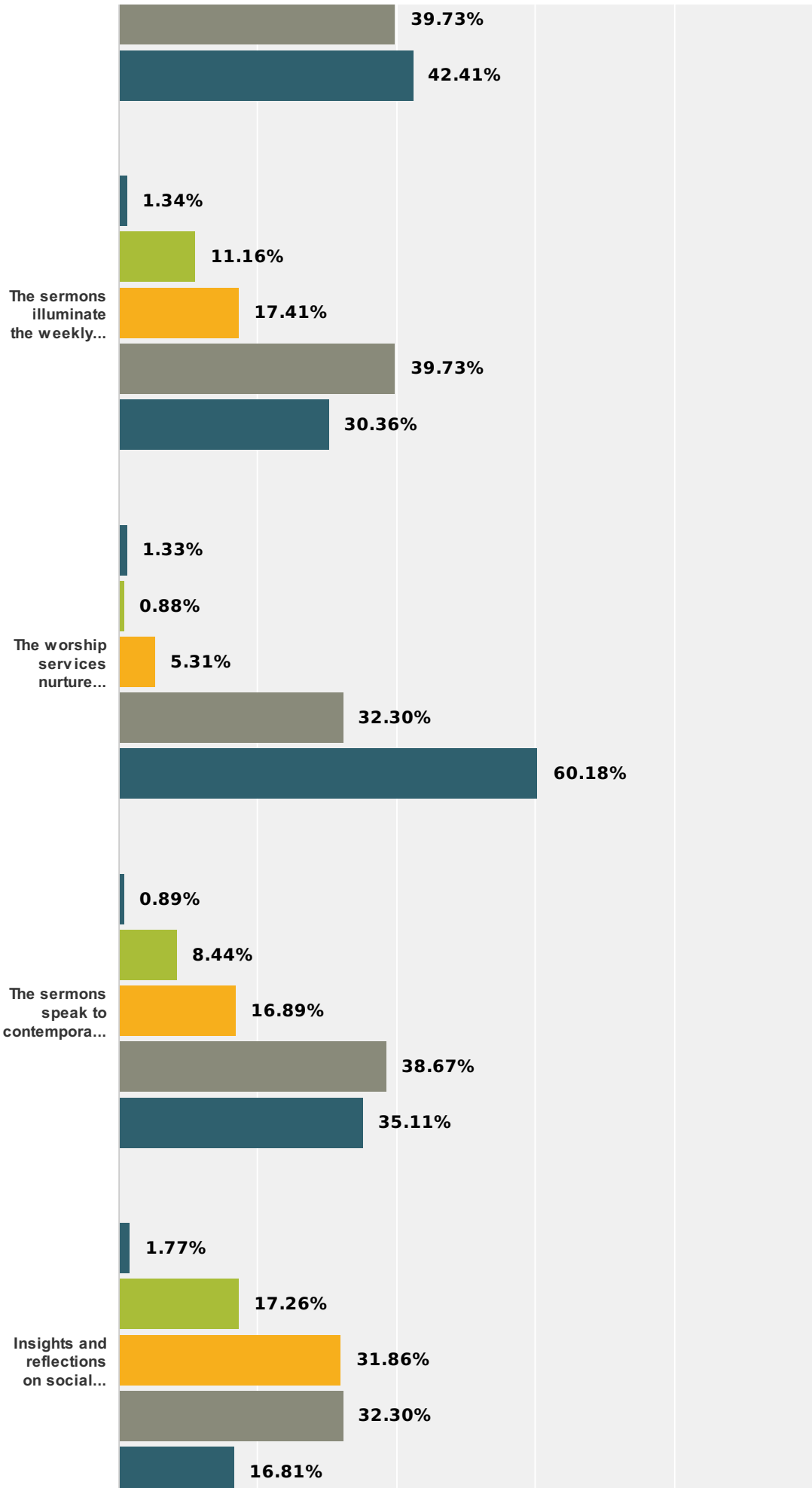
| Answer Choices | Responses |
|------------------------------------|------------|
| Email | 91.19% 207 |
| Postal Mail | 65.20% 148 |
| Text Messages | 14.10% 32 |
| Social Media Sites (i.e. Facebook) | 10.13% 23 |
| Total Respondents: 227 | |

Q35 WORSHIP AND MUSIC: Level of importance Please rate these statements according to "HOW IMPORTANT IS THIS TO ME?"

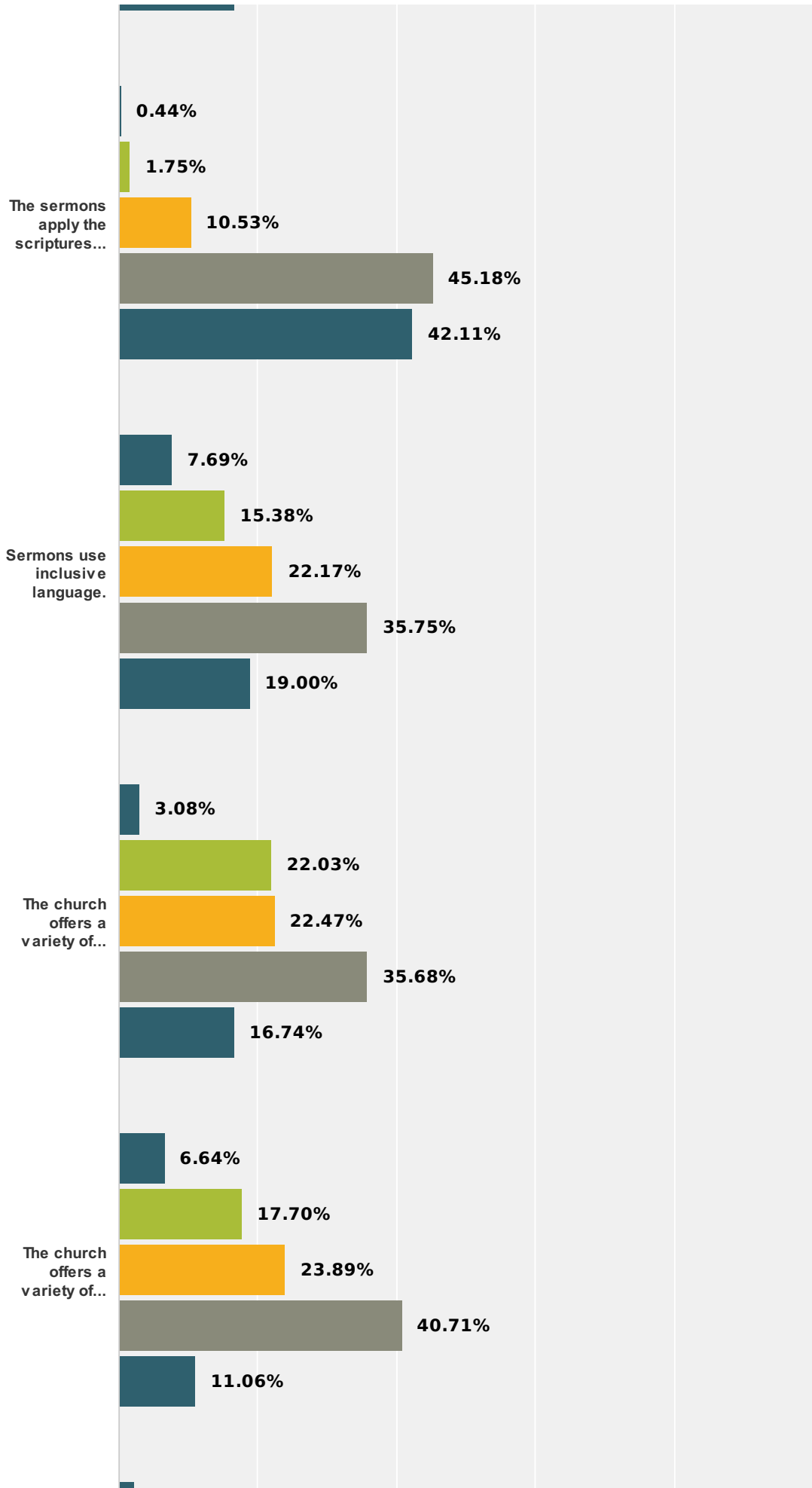
Answered: 229 Skipped: 20



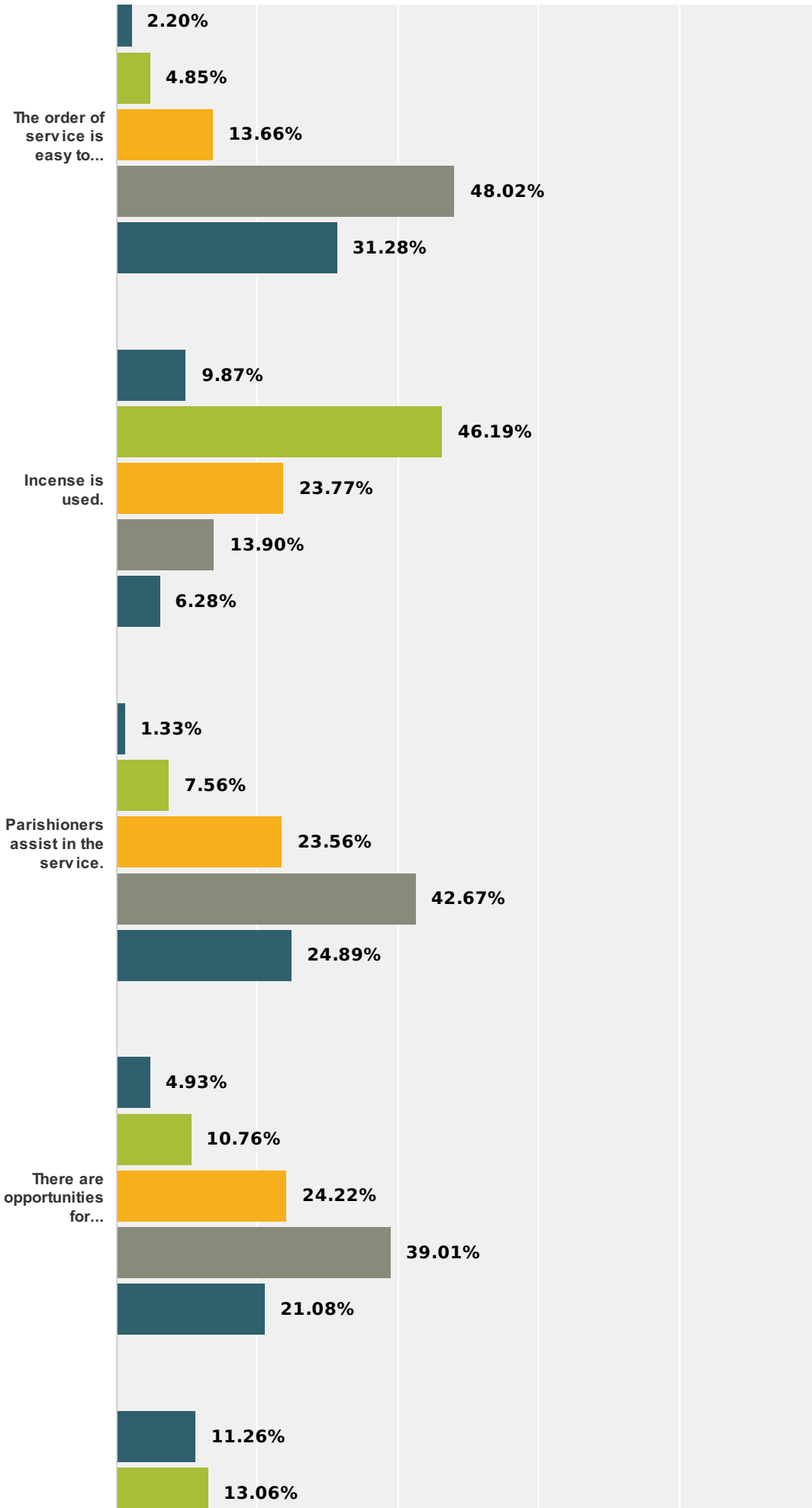
All Saints Parish Profile Survey - September 2013



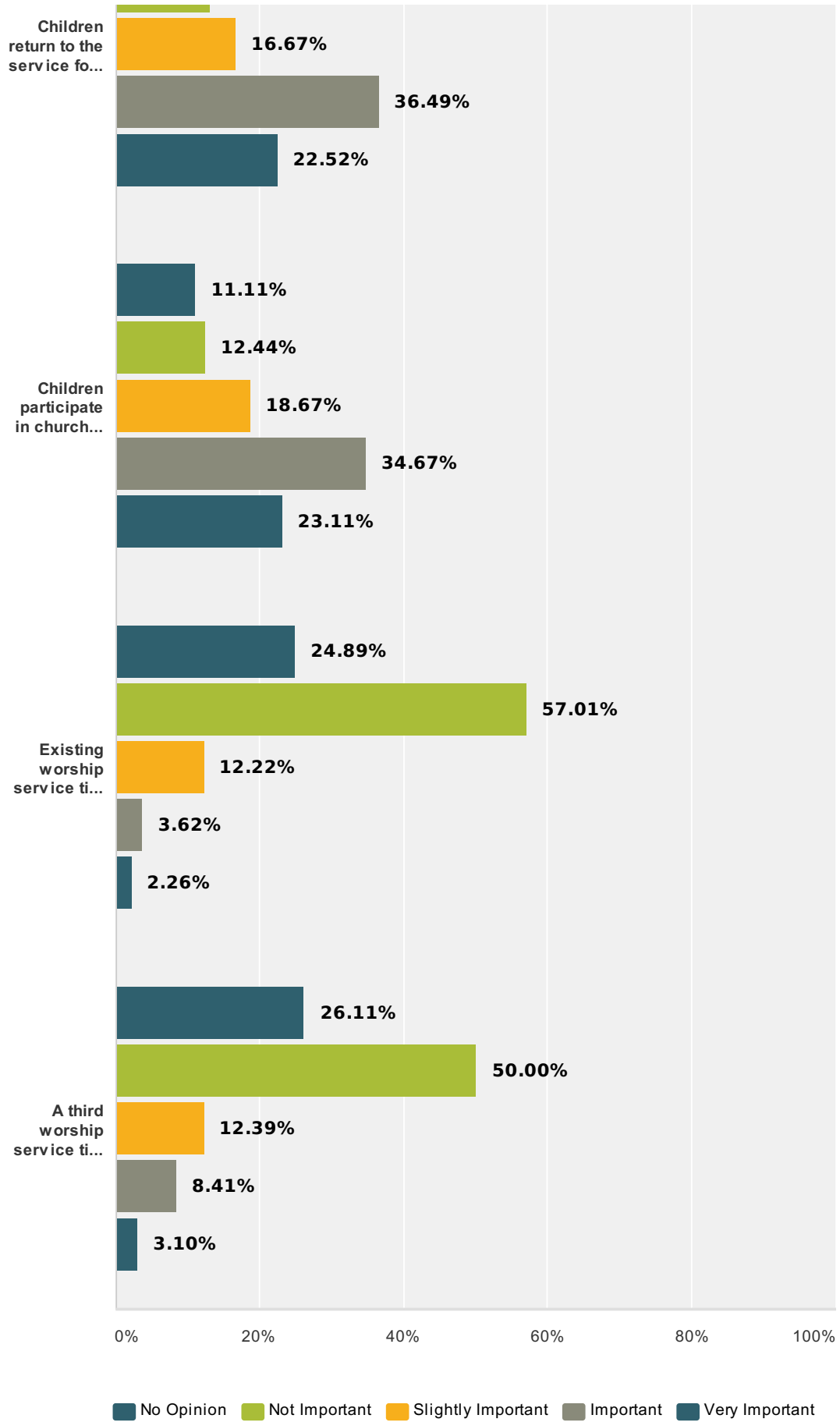
All Saints Parish Profile Survey - September 2013



All Saints Parish Profile Survey - September 2013



All Saints Parish Profile Survey - September 2013



■ No Opinion
 ■ Not Important
 ■ Slightly Important
 ■ Important
 ■ Very Important

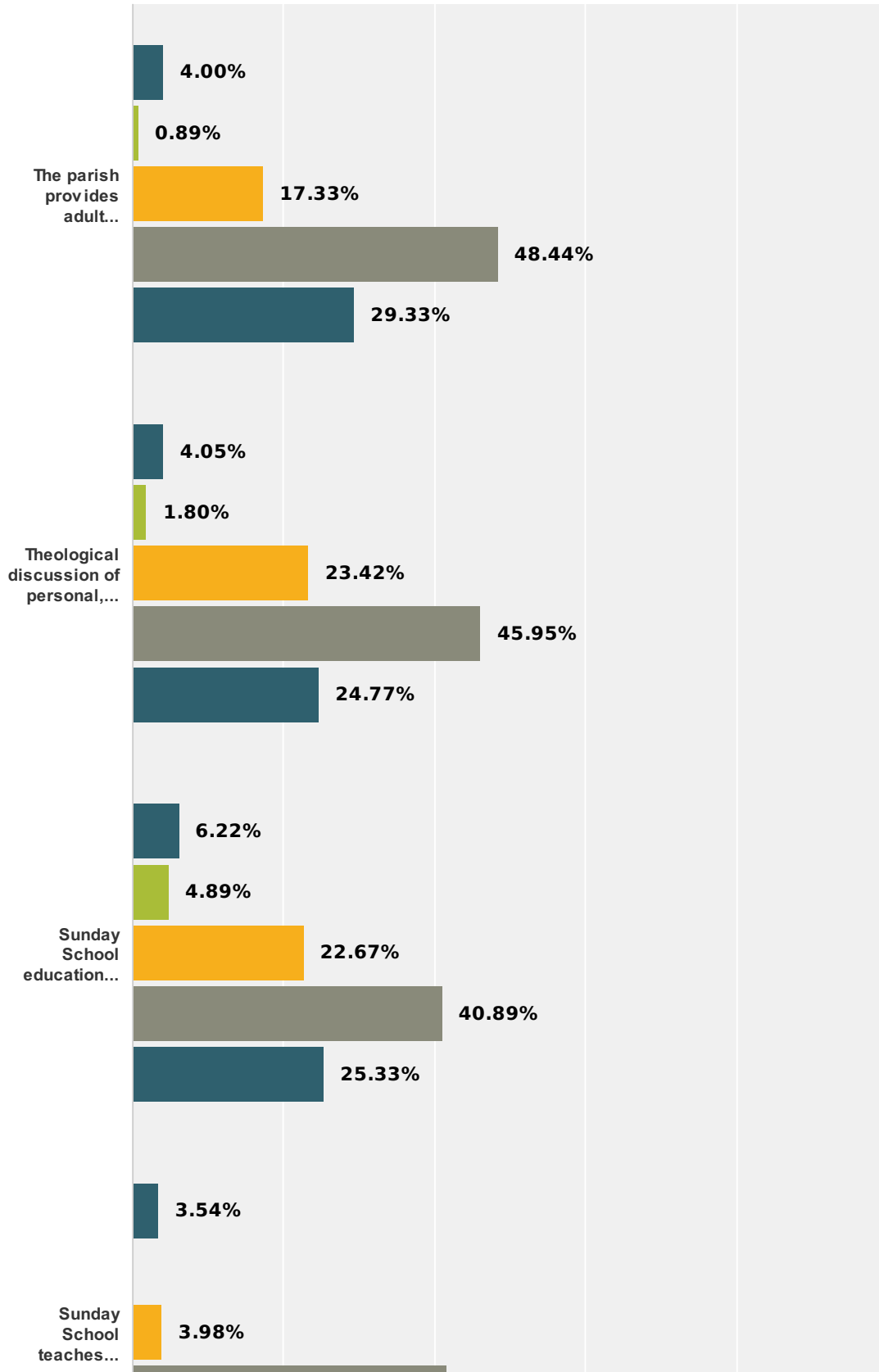
| | No Opinion | Not Important | Slightly Important | Important | Very Important | Total | Average Rating |
|--|------------|---------------|--------------------|-----------|----------------|-------|----------------|
|--|------------|---------------|--------------------|-----------|----------------|-------|----------------|

All Saints Parish Profile Survey - September 2013

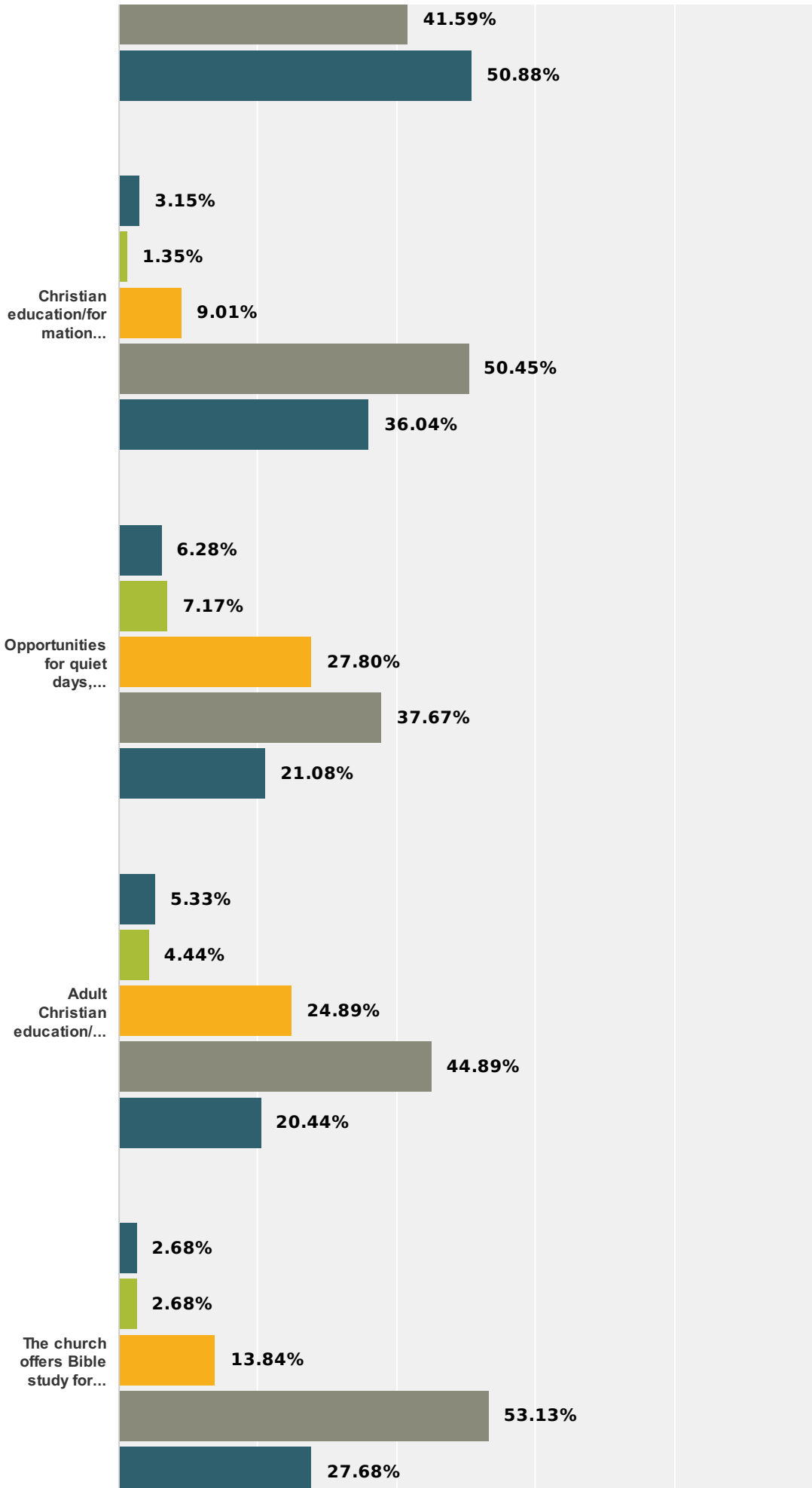
| | | | | | | | |
|--|---------------------|----------------------|---------------------|----------------------|----------------------|-----|------|
| The congregation sings hymns and includes music during the service. | 0.44% 1 | 4.37% 10 | 5.68% 13 | 27.95% 64 | 61.57% 141 | 229 | 4.46 |
| The music is based on the Episcopal hymnal. | 3.56% 8 | 14.67% 33 | 27.11% 61 | 32.44% 73 | 22.22% 50 | 225 | 3.55 |
| The music includes varying styles. | 4.89% 11 | 14.22% 32 | 23.56% 53 | 42.67% 96 | 14.67% 33 | 225 | 3.48 |
| The choir processes and sings traditional seasonal music. | 1.79% 4 | 4.46% 10 | 11.61% 26 | 39.73% 89 | 42.41% 95 | 224 | 4.17 |
| The sermons illuminate the weekly Bible readings. | 1.34% 3 | 11.16% 25 | 17.41% 39 | 39.73% 89 | 30.36% 68 | 224 | 3.87 |
| The worship services nurture spiritual growth. | 1.33% 3 | 0.88% 2 | 5.31% 12 | 32.30% 73 | 60.18% 136 | 226 | 4.49 |
| The sermons speak to contemporary issues. | 0.89% 2 | 8.44% 19 | 16.89% 38 | 38.67% 87 | 35.11% 79 | 225 | 3.99 |
| Insights and reflections on social justice have a place in worship or the sermon. | 1.77% 4 | 17.26% 39 | 31.86% 72 | 32.30% 73 | 16.81% 38 | 226 | 3.45 |
| The sermons apply the scriptures to daily living. | 0.44% 1 | 1.75% 4 | 10.53% 24 | 45.18% 103 | 42.11% 96 | 228 | 4.27 |
| Sermons use inclusive language. | 7.69% 17 | 15.38% 34 | 22.17% 49 | 35.75% 79 | 19.00% 42 | 221 | 3.43 |
| The church offers a variety of musical styles during worship (i.e. classical, contemporary and traditional). | 3.08% 7 | 22.03% 50 | 22.47% 51 | 35.68% 81 | 16.74% 38 | 227 | 3.41 |
| The church offers a variety of preaching styles. | 6.64% 15 | 17.70% 40 | 23.89% 54 | 40.71% 92 | 11.06% 25 | 226 | 3.32 |
| The order of service is easy to follow. | 2.20% 5 | 4.85% 11 | 13.66% 31 | 48.02% 109 | 31.28% 71 | 227 | 4.01 |
| Incense is used. | 9.87% 22 | 46.19% 103 | 23.77% 53 | 13.90% 31 | 6.28% 14 | 223 | 2.61 |
| Parishioners assist in the service. | 1.33% 3 | 7.56% 17 | 23.56% 53 | 42.67% 96 | 24.89% 56 | 225 | 3.82 |
| There are opportunities for individual prayer about areas of concern. | 4.93% 11 | 10.76% 24 | 24.22% 54 | 39.01% 87 | 21.08% 47 | 223 | 3.61 |
| Children return to the service for communion. | 11.26% 25 | 13.06% 29 | 16.67% 37 | 36.49% 81 | 22.52% 50 | 222 | 3.46 |
| Children participate in church services. | 11.11% 25 | 12.44% 28 | 18.67% 42 | 34.67% 78 | 23.11% 52 | 225 | 3.46 |
| Existing worship service times are changed. | 24.89% 55 | 57.01% 126 | 12.22% 27 | 3.62% 8 | 2.26% 5 | 221 | 2.01 |
| A third worship service time is added. | 26.11% 59 | 50% 113 | 12.39% 28 | 8.41% 19 | 3.10% 7 | 226 | 2.12 |

Q36 EDUCATION/FORMATION: Level of importance Please rate these statements according to "HOW IMPORTANT IS THIS TO ME?"

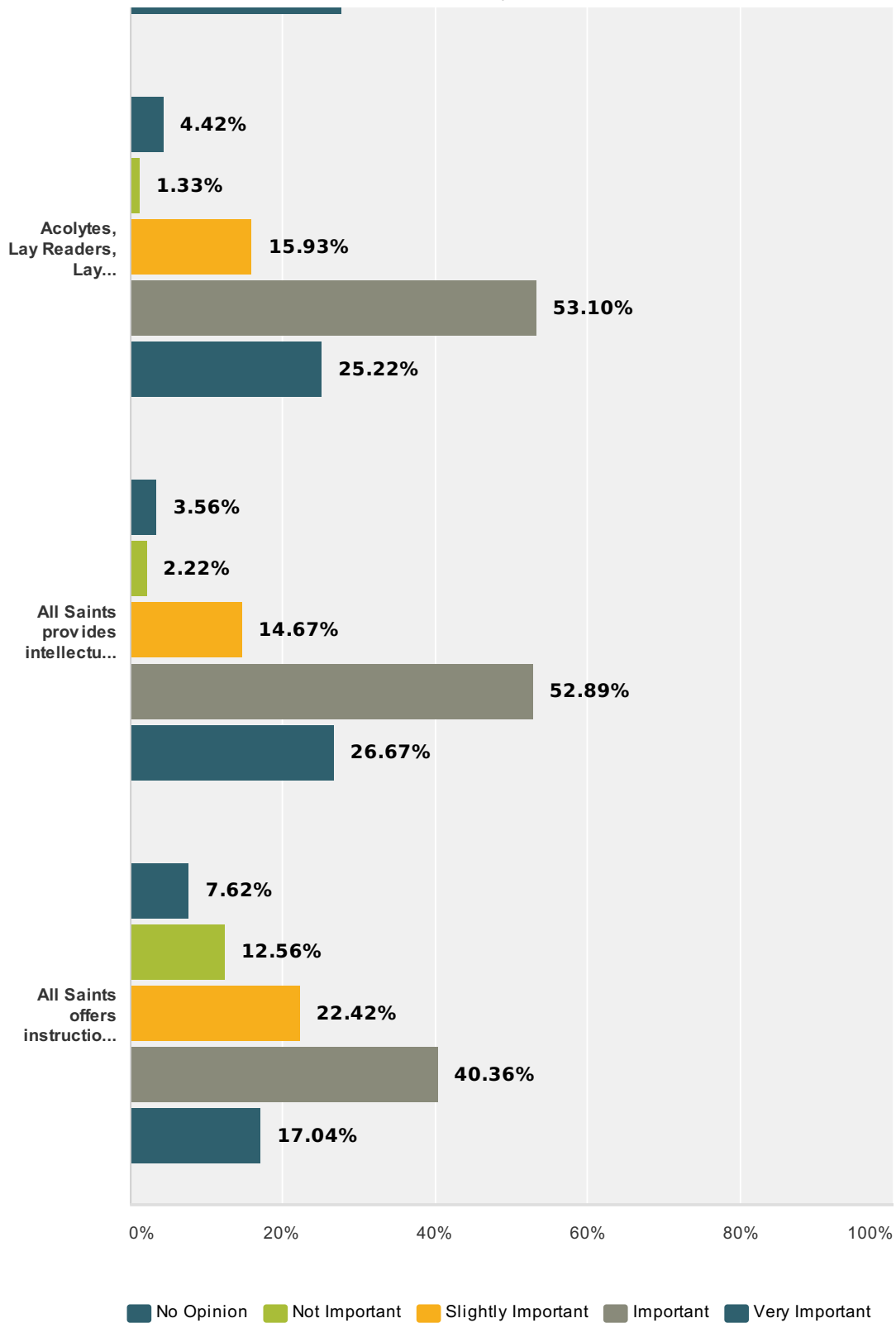
Answered: 227 Skipped: 22



All Saints Parish Profile Survey - September 2013



All Saints Parish Profile Survey - September 2013



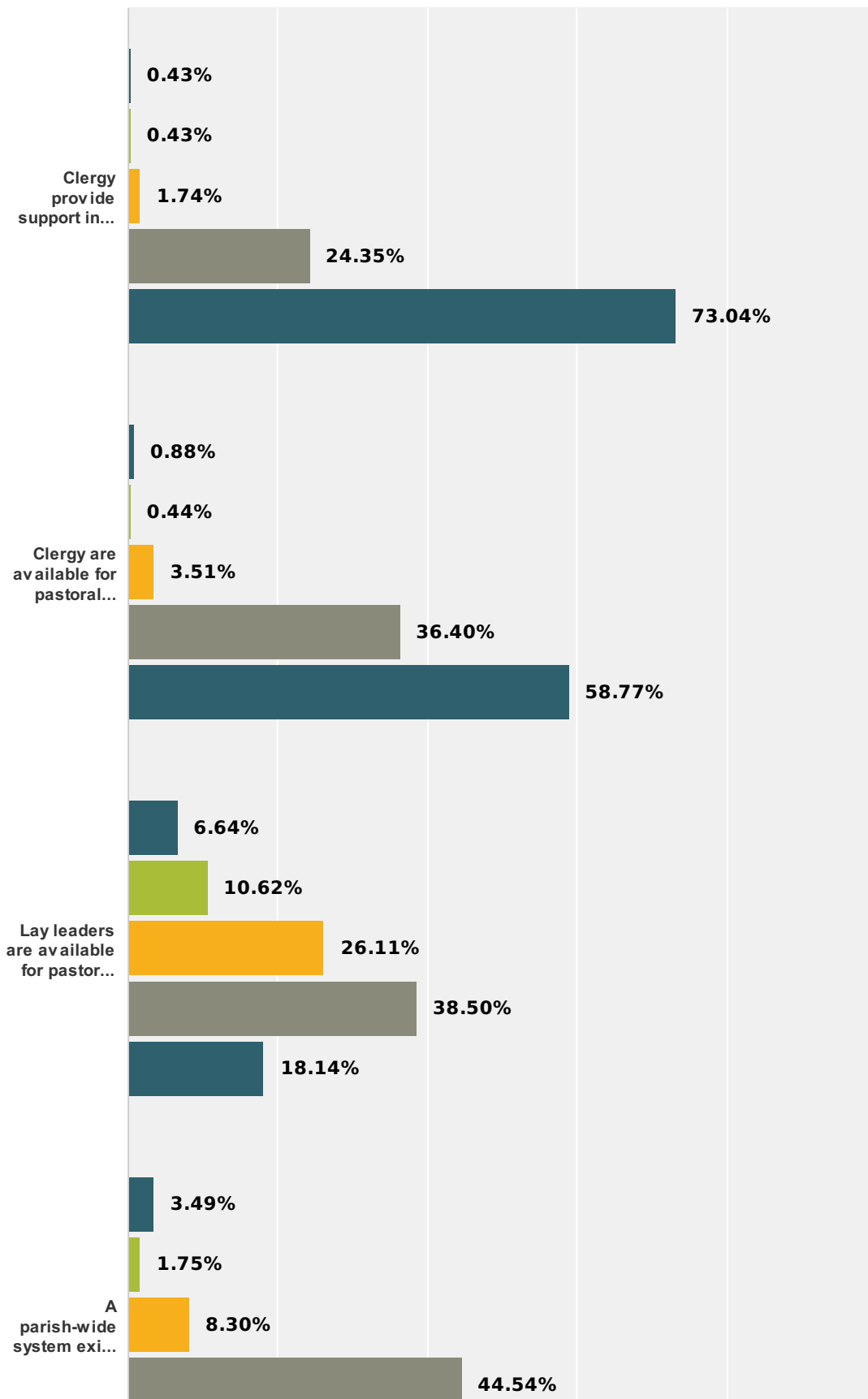
| | No Opinion | Not Important | Slightly Important | Important | Very Important | Total | Average Rating |
|---|-------------|---------------|--------------------|---------------|----------------|-------|----------------|
| The parish provides adult Christian education. | 4% 9 | 0.89% 2 | 17.33% 39 | 48.44% 109 | 29.33% 66 | 225 | 3.98 |
| Theological discussion of personal, ethical and moral issues are sponsored regularly. | 4.05% 9 | 1.80% 4 | 23.42% 52 | 45.95% 102 | 24.77% 55 | 222 | 3.86 |
| Sunday School education emphasizes Episcopal traditions and doctrine. | 6.22% 14 | 4.89% 11 | 22.67% 51 | 40.89% 92 | 25.33% 57 | 225 | 3.74 |

All Saints Parish Profile Survey - September 2013

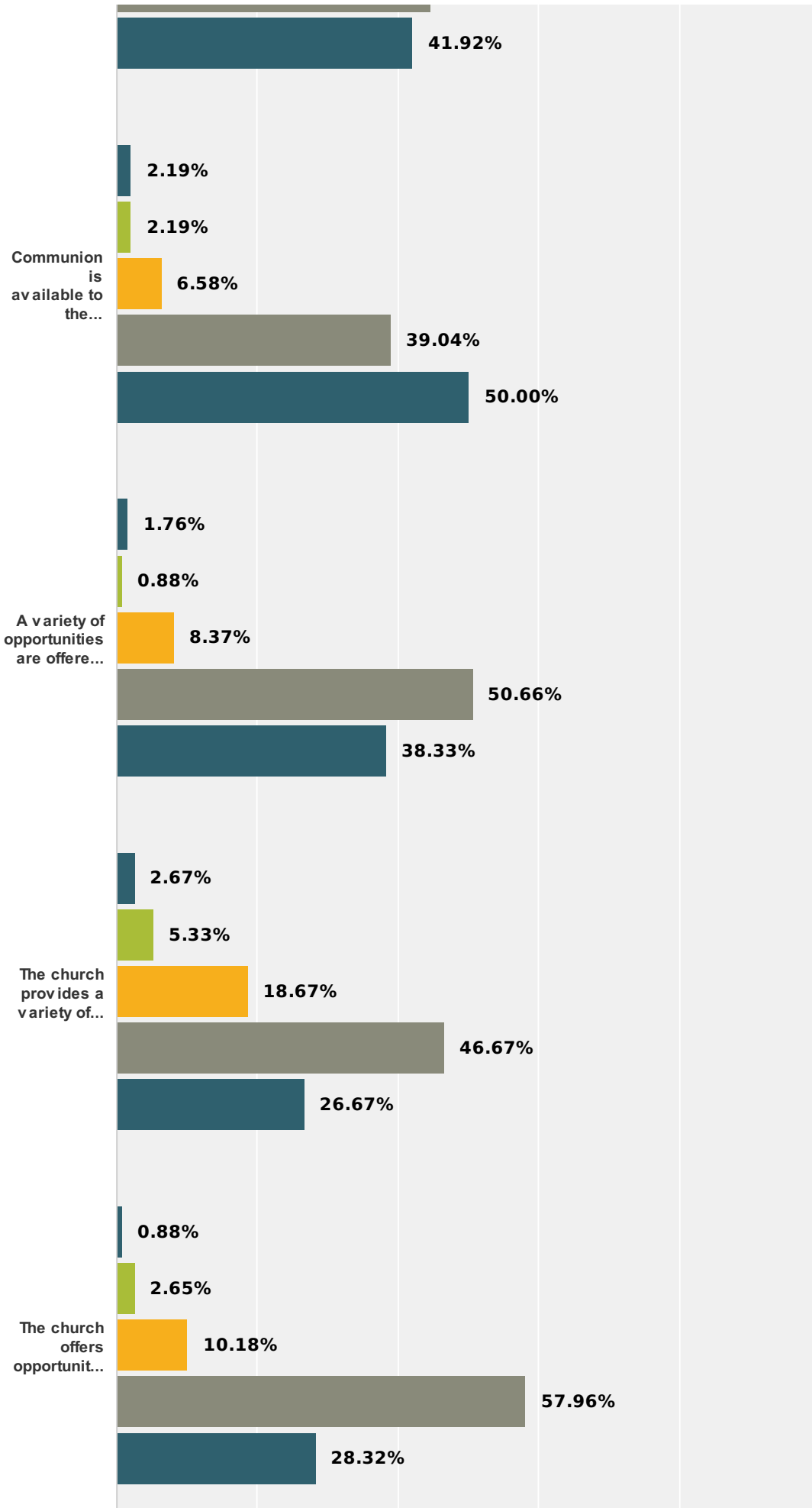
| | | | | | | | |
|--|--------------------|---------------------|---------------------|----------------------|----------------------|-----|------|
| Sunday School teaches Christian values and ethics. | 3.54% 8 | 0% 0 | 3.98% 9 | 41.59% 94 | 50.88% 115 | 226 | 4.36 |
| Christian education/formation encourages church and public service. | 3.15% 7 | 1.35% 3 | 9.01% 20 | 50.45% 112 | 36.04% 80 | 222 | 4.15 |
| Opportunities for quiet days, retreats, personal renewal and revitalization (work, marriage, family) be offered. | 6.28% 14 | 7.17% 16 | 27.80% 62 | 37.67% 84 | 21.08% 47 | 223 | 3.60 |
| Adult Christian education/formation emphasizes Episcopal traditions and doctrine. | 5.33% 12 | 4.44% 10 | 24.89% 56 | 44.89% 101 | 20.44% 46 | 225 | 3.71 |
| The church offers Bible study for adults and children. | 2.68% 6 | 2.68% 6 | 13.84% 31 | 53.13% 119 | 27.68% 62 | 224 | 4.00 |
| Acolytes, Lay Readers, Lay Eucharistic Ministers, Altar Guild, and Ushers receive regular training. | 4.42% 10 | 1.33% 3 | 15.93% 36 | 53.10% 120 | 25.22% 57 | 226 | 3.93 |
| All Saints provides intellectually challenging adult forums and book studies. | 3.56% 8 | 2.22% 5 | 14.67% 33 | 52.89% 119 | 26.67% 60 | 225 | 3.97 |
| All Saints offers instruction in prayer practice. | 7.62% 17 | 12.56% 28 | 22.42% 50 | 40.36% 90 | 17.04% 38 | 223 | 3.47 |

Q37 PARISH LIFE: Level of importance
Please rate these statements according to
"HOW IMPORTANT IS THIS TO ME?"

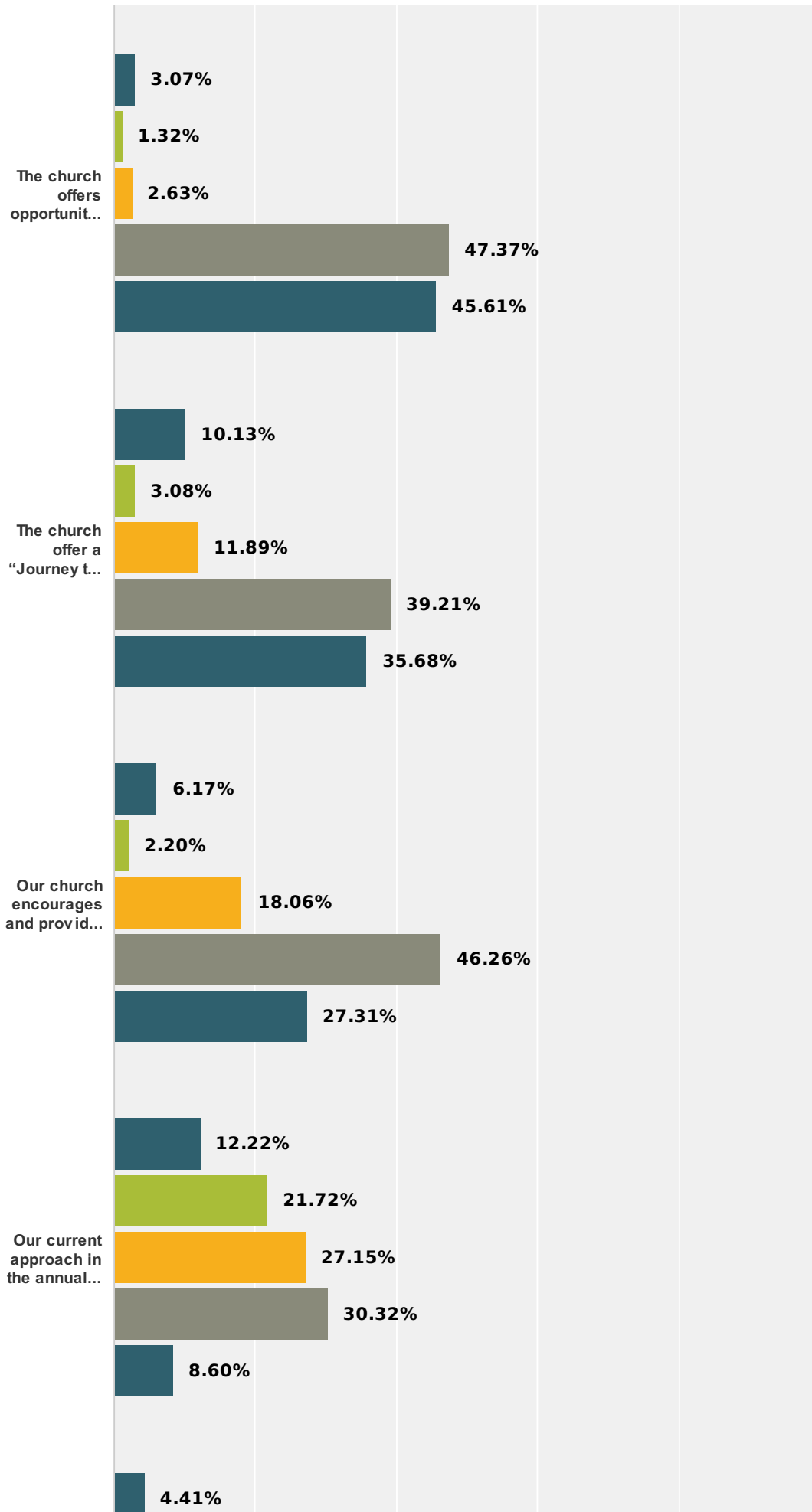
Answered: 230 Skipped: 19



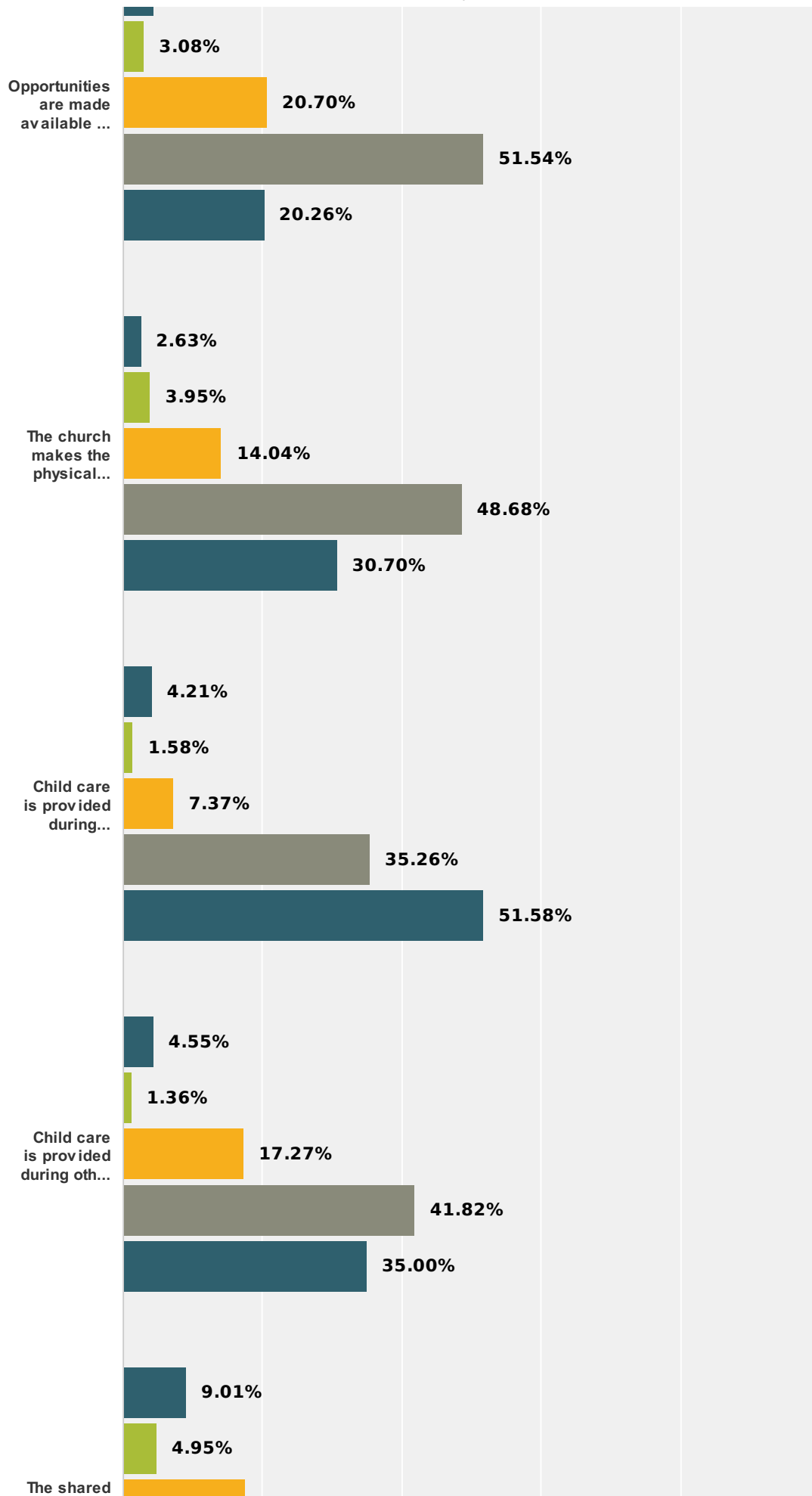
All Saints Parish Profile Survey - September 2013



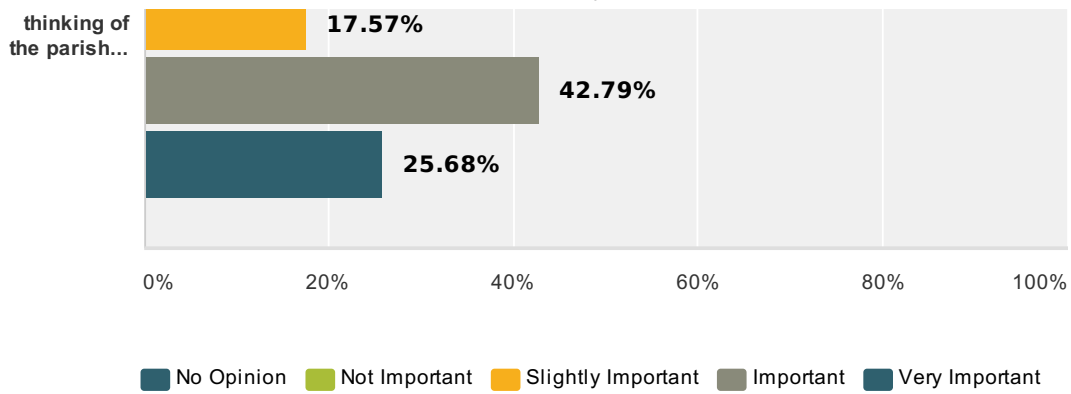
All Saints Parish Profile Survey - September 2013



All Saints Parish Profile Survey - September 2013



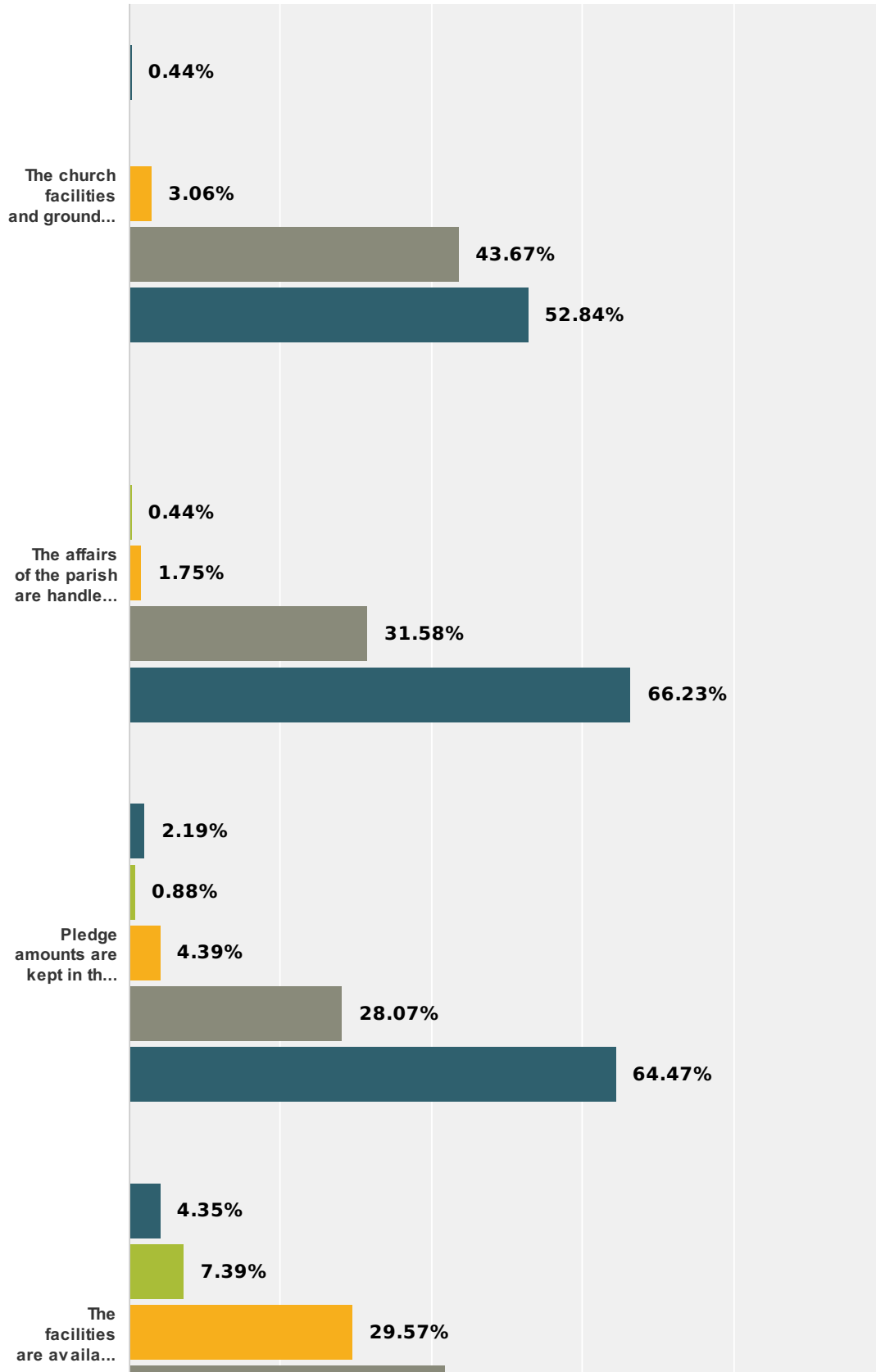
All Saints Parish Profile Survey - September 2013



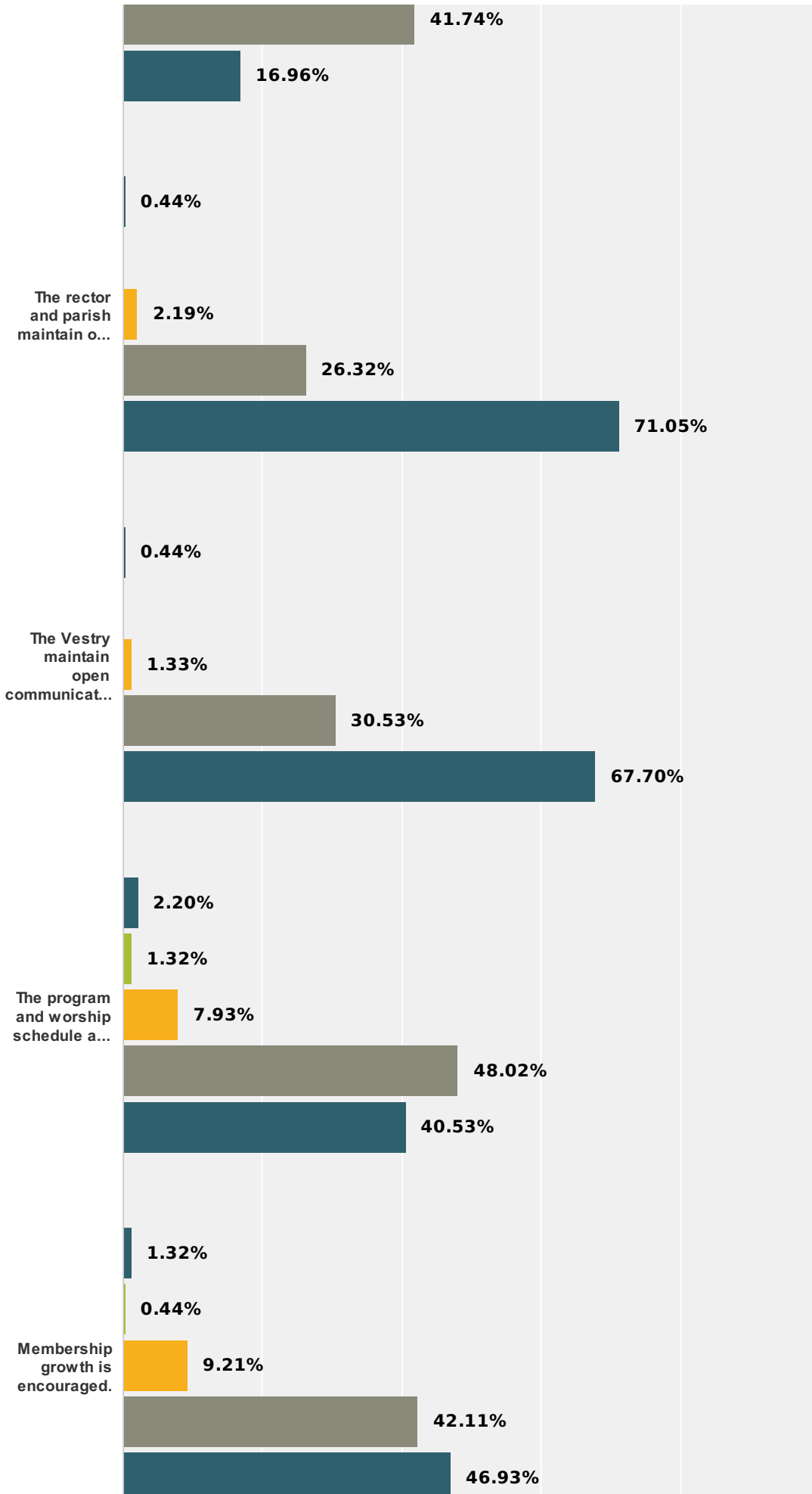
| | No Opinion | Not Important | Slightly Important | Important | Very Important | Total | Average Rating |
|--|--------------|---------------|--------------------|---------------|----------------|-------|----------------|
| Clergy provide support in times of crisis and major life events. | 0.43% 1 | 0.43% 1 | 1.74% 4 | 24.35% 56 | 73.04% 168 | 230 | 4.69 |
| Clergy are available for pastoral counseling. | 0.88% 2 | 0.44% 1 | 3.51% 8 | 36.40% 83 | 58.77% 134 | 228 | 4.52 |
| Lay leaders are available for pastoral support. | 6.64% 15 | 10.62% 24 | 26.11% 59 | 38.50% 87 | 18.14% 41 | 226 | 3.51 |
| A parish-wide system exists to support each other in times of crisis and major life events. | 3.49% 8 | 1.75% 4 | 8.30% 19 | 44.54% 102 | 41.92% 96 | 229 | 4.20 |
| Communion is available to the hospitalized or home bound. | 2.19% 5 | 2.19% 5 | 6.58% 15 | 39.04% 89 | 50% 114 | 228 | 4.32 |
| A variety of opportunities are offered to participate in church activities. | 1.76% 4 | 0.88% 2 | 8.37% 19 | 50.66% 115 | 38.33% 87 | 227 | 4.23 |
| The church provides a variety of fun, social opportunities (i.e. in homes, bus trips, potlucks) | 2.67% 6 | 5.33% 12 | 18.67% 42 | 46.67% 105 | 26.67% 60 | 225 | 3.89 |
| The church offers opportunities that honor and use the expertise, wisdom and gifts of our members. | 0.88% 2 | 2.65% 6 | 10.18% 23 | 57.96% 131 | 28.32% 64 | 226 | 4.10 |
| The church offers opportunities to engage our youth in activities that are enriching and fun. | 3.07% 7 | 1.32% 3 | 2.63% 6 | 47.37% 108 | 45.61% 104 | 228 | 4.31 |
| The church offer a "Journey to Adulthood" program that helps youths, their parents, and the congregation mark the sacred transitions of the teenage years. | 10.13% 23 | 3.08% 7 | 11.89% 27 | 39.21% 89 | 35.68% 81 | 227 | 3.87 |
| Our church encourages and provides opportunities for lay ministry. | 6.17% 14 | 2.20% 5 | 18.06% 41 | 46.26% 105 | 27.31% 62 | 227 | 3.86 |
| Our current approach in the annual giving campaign helps me decide on the level of my pledge. | 12.22% 27 | 21.72% 48 | 27.15% 60 | 30.32% 67 | 8.60% 19 | 221 | 3.01 |
| Opportunities are made available to understand the church budget and the distribution of funds. | 4.41% 10 | 3.08% 7 | 20.70% 47 | 51.54% 117 | 20.26% 46 | 227 | 3.80 |
| The church makes the physical buildings and worship services hospitable and accessible to those living with disabilities. | 2.63% 6 | 3.95% 9 | 14.04% 32 | 48.68% 111 | 30.70% 70 | 228 | 4.01 |
| Child care is provided during church. | 4.21% 8 | 1.58% 3 | 7.37% 14 | 35.26% 67 | 51.58% 98 | 190 | 4.28 |
| Child care is provided during other events held on campus. | 4.55% 10 | 1.36% 3 | 17.27% 38 | 41.82% 92 | 35% 77 | 220 | 4.01 |
| The shared thinking of the parish and clergy helps shape church policy on a Diocesan and National level. | 9.01% 20 | 4.95% 11 | 17.57% 39 | 42.79% 95 | 25.68% 57 | 222 | 3.71 |

Q38 ADMINISTRATION: Level of importance Please rate these statements according to "HOW IMPORTANT IS THIS TO ME?"

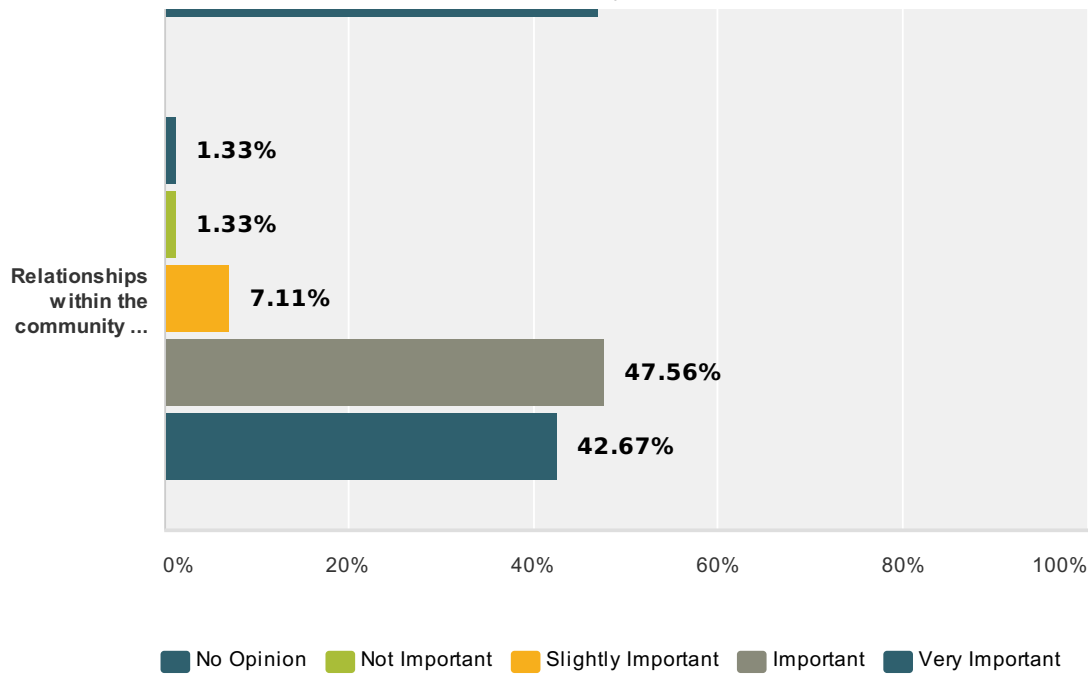
Answered: 230 Skipped: 19



All Saints Parish Profile Survey - September 2013



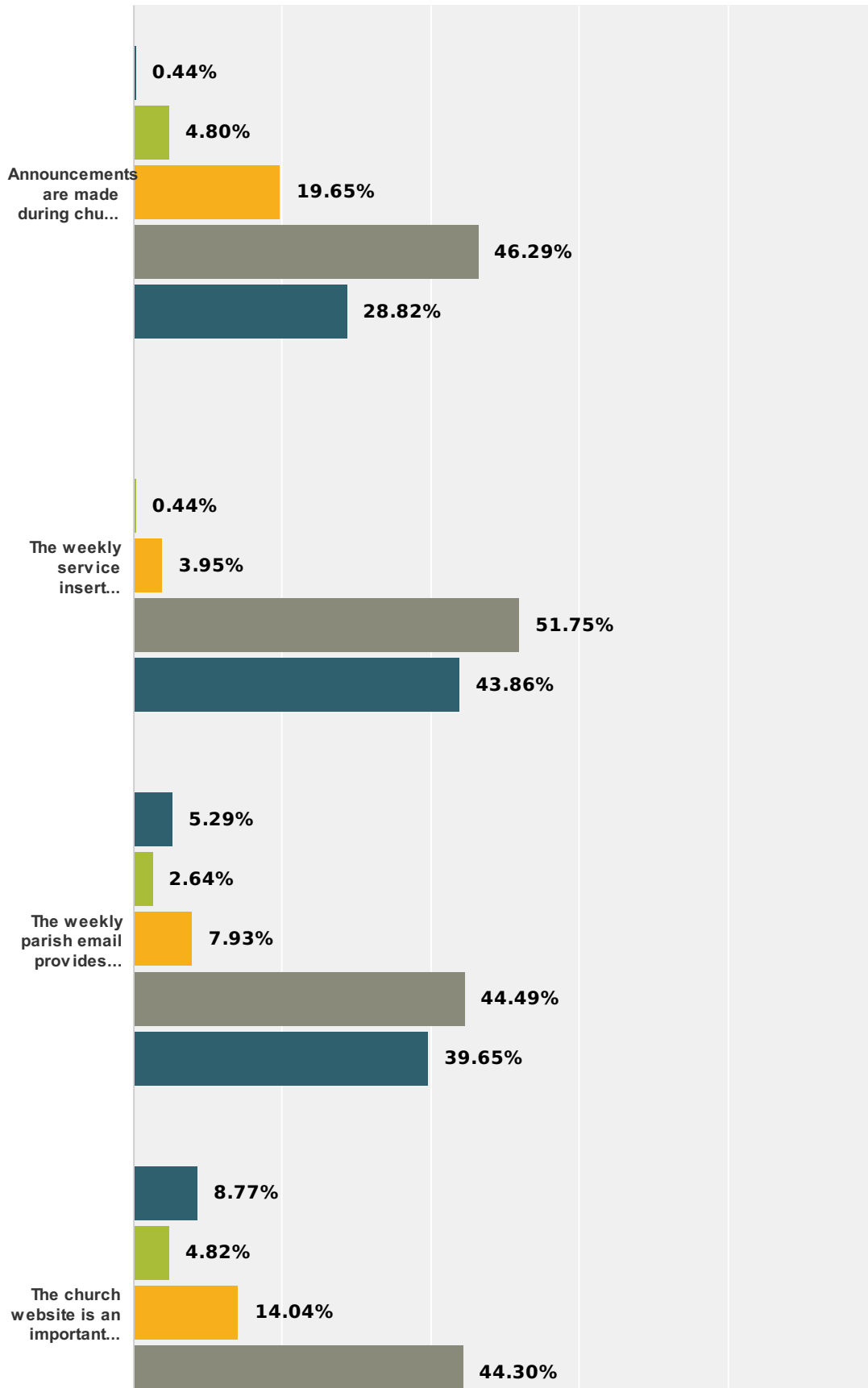
All Saints Parish Profile Survey - September 2013



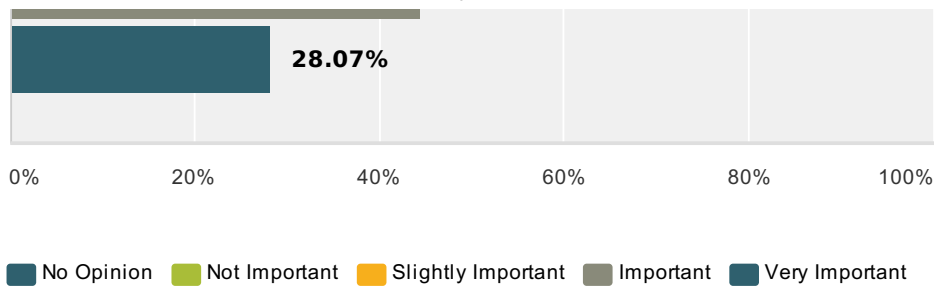
| | No Opinion | Not Important | Slightly Important | Important | Very Important | Total | Average Rating |
|---|-------------|---------------|--------------------|---------------|----------------|-------|----------------|
| The church facilities and grounds are maintained in good repair. | 0.44% 1 | 0% 0 | 3.06% 7 | 43.67% 100 | 52.84% 121 | 229 | 4.48 |
| The affairs of the parish are handled in a professional and fiscally responsible manner and with an attitude of Christian friendship. | 0% 0 | 0.44% 1 | 1.75% 4 | 31.58% 72 | 66.23% 151 | 228 | 4.64 |
| Pledge amounts are kept in the strictest confidence. | 2.19% 5 | 0.88% 2 | 4.39% 10 | 28.07% 64 | 64.47% 147 | 228 | 4.52 |
| The facilities are available for use by community groups. | 4.35% 10 | 7.39% 17 | 29.57% 68 | 41.74% 96 | 16.96% 39 | 230 | 3.60 |
| The rector and parish maintain open communication. | 0.44% 1 | 0% 0 | 2.19% 5 | 26.32% 60 | 71.05% 162 | 228 | 4.68 |
| The Vestry maintain open communication with the parish. | 0.44% 1 | 0% 0 | 1.33% 3 | 30.53% 69 | 67.70% 153 | 226 | 4.65 |
| The program and worship schedule are well publicized in the community. | 2.20% 5 | 1.32% 3 | 7.93% 18 | 48.02% 109 | 40.53% 92 | 227 | 4.23 |
| Membership growth is encouraged. | 1.32% 3 | 0.44% 1 | 9.21% 21 | 42.11% 96 | 46.93% 107 | 228 | 4.33 |
| Relationships within the community are purposefully fostered. | 1.33% 3 | 1.33% 3 | 7.11% 16 | 47.56% 107 | 42.67% 96 | 225 | 4.29 |

Q39 INFORMATION: Level of importance
Please rate these statements according to
"HOW IMPORTANT IS THIS TO ME?"

Answered: 229 Skipped: 20



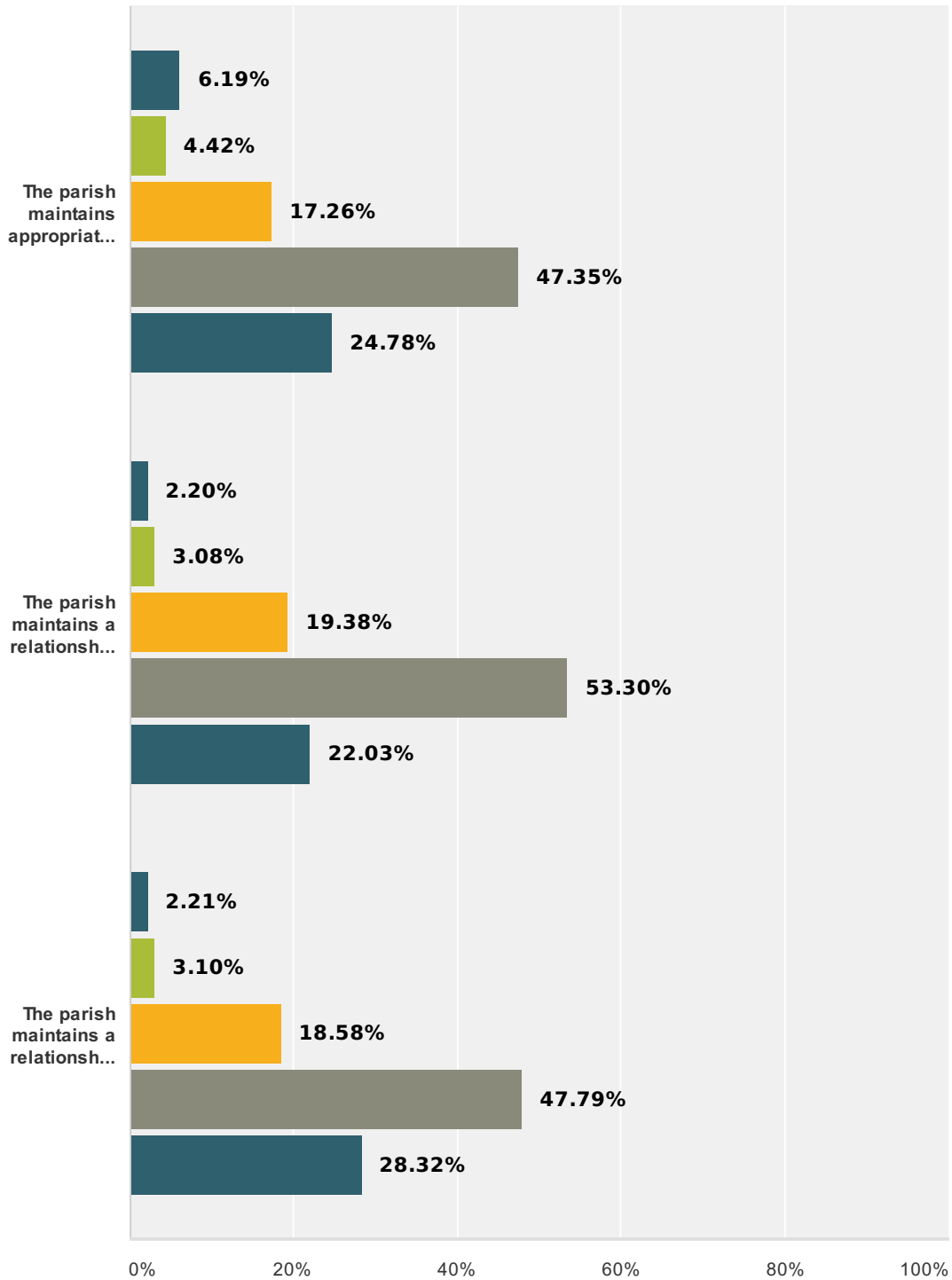
All Saints Parish Profile Survey - September 2013



| | No Opinion | Not Important | Slightly Important | Important | Very Important | Total | Average Rating |
|--|-------------|---------------|--------------------|---------------|----------------|-------|----------------|
| Announcements are made during church by parishioners and clergy. | 0.44% 1 | 4.80% 11 | 19.65% 45 | 46.29% 106 | 28.82% 66 | 229 | 3.98 |
| The weekly service insert provides useful information and is easy to read. | 0% 0 | 0.44% 1 | 3.95% 9 | 51.75% 118 | 43.86% 100 | 228 | 4.39 |
| The weekly parish email provides useful information and is easy to read. | 5.29% 12 | 2.64% 6 | 7.93% 18 | 44.49% 101 | 39.65% 90 | 227 | 4.11 |
| The church website is an important source of church information. | 8.77% 20 | 4.82% 11 | 14.04% 32 | 44.30% 101 | 28.07% 64 | 228 | 3.78 |

Q40 INTER-CHURCH RELATIONS: Level of importance Please rate these statements according to "HOW IMPORTANT IS THIS TO ME?"

Answered: 227 Skipped: 22



No Opinion Not Important Slightly Important Important Very Important

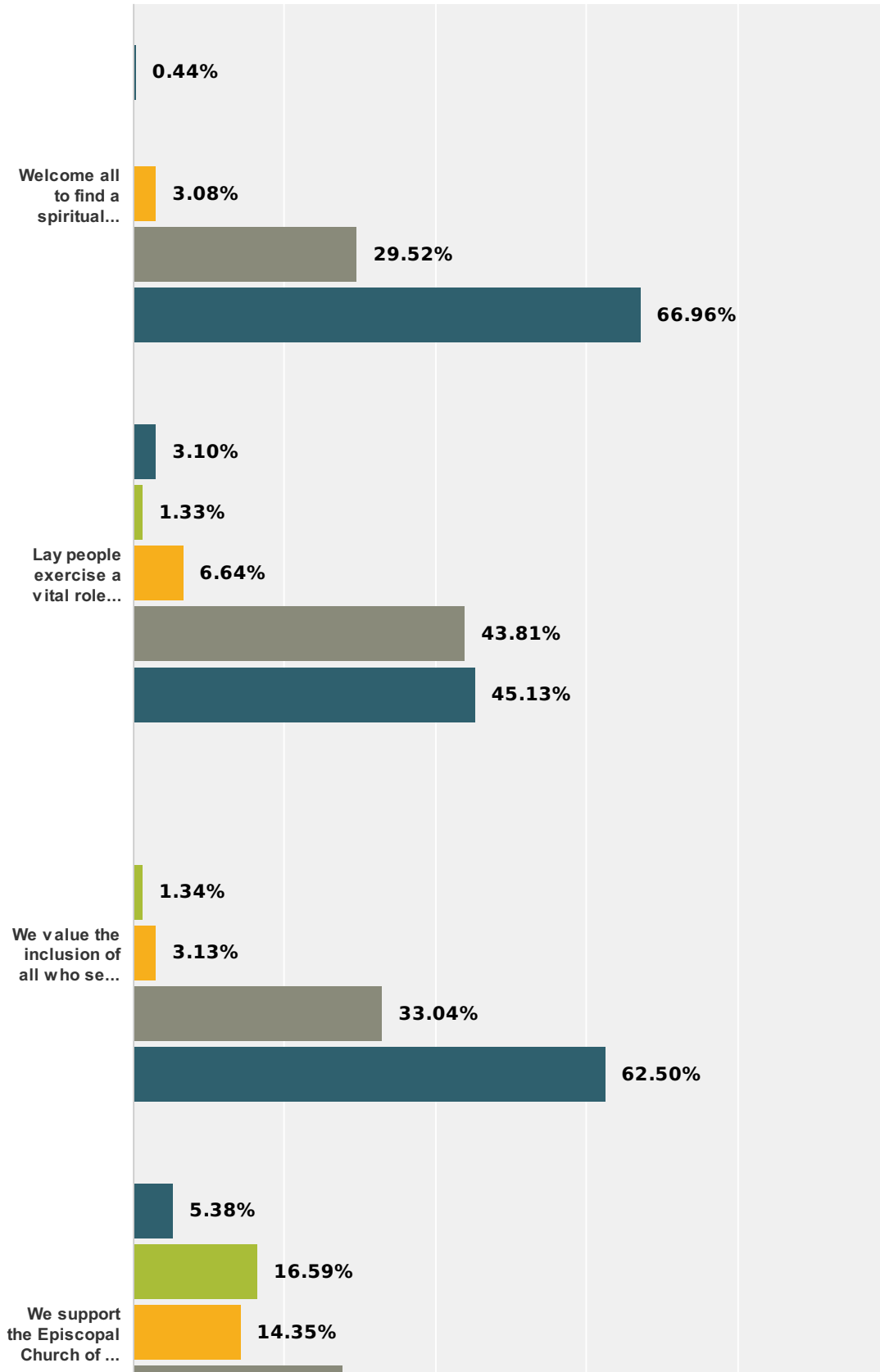
| | No Opinion | Not Important | Slightly Important | Important | Very Important | Total | Average Rating |
|--|------------|---------------|--------------------|-----------|----------------|-------|----------------|
|--|------------|---------------|--------------------|-----------|----------------|-------|----------------|

All Saints Parish Profile Survey - September 2013

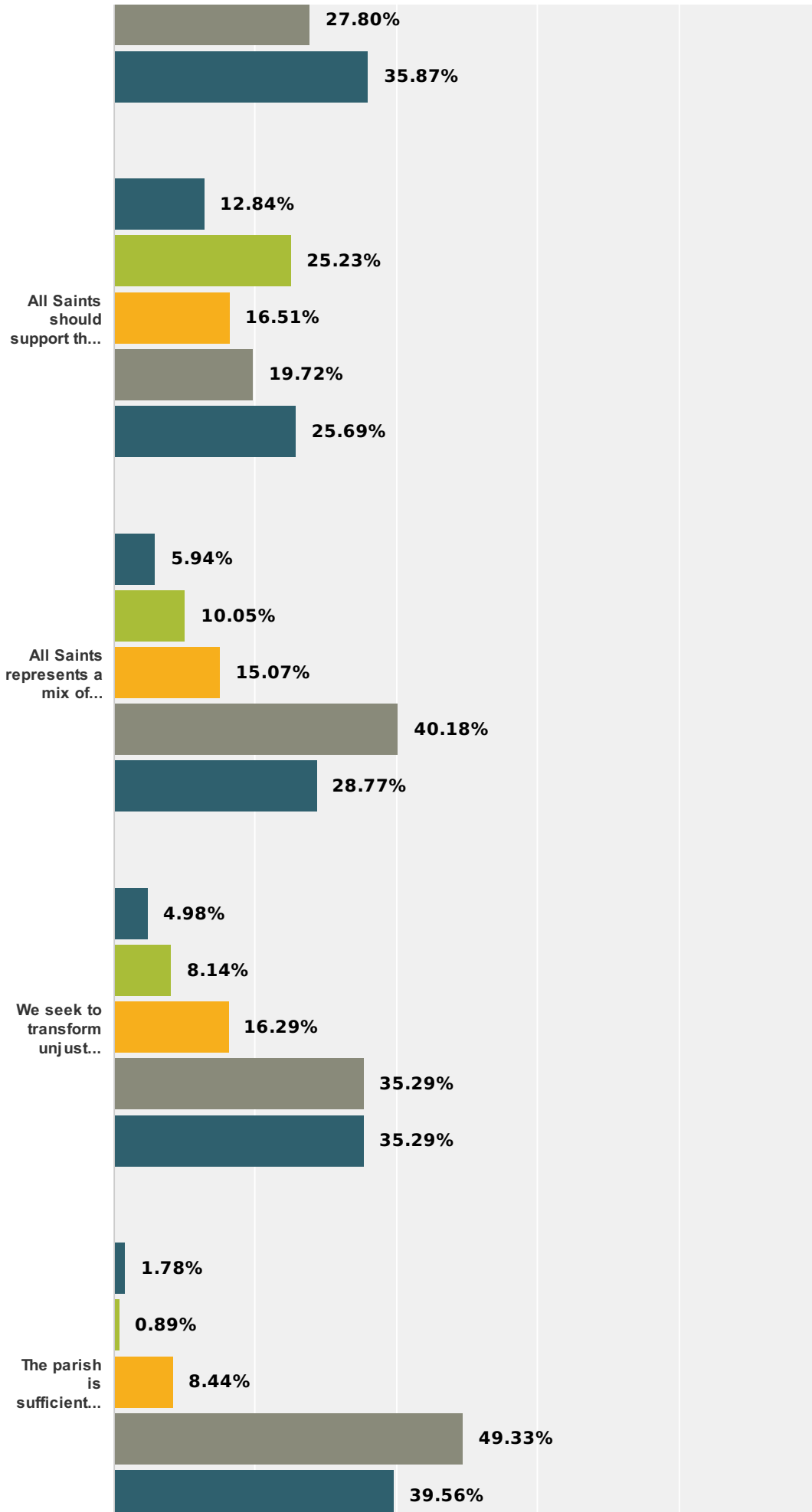
| | | | | | | | |
|---|--------------------|--------------------|---------------------|----------------------|---------------------|-----|------|
| The parish maintains appropriate relationships with the Deanery, the Diocese and the National church. | 6.19% 14 | 4.42% 10 | 17.26% 39 | 47.35% 107 | 24.78% 56 | 226 | 3.80 |
| The parish maintains a relationship with other denominations in the community. | 2.20% 5 | 3.08% 7 | 19.38% 44 | 53.30% 121 | 22.03% 50 | 227 | 3.90 |
| The parish maintains a relationship with other Episcopal churches in the area. | 2.21% 5 | 3.10% 7 | 18.58% 42 | 47.79% 108 | 28.32% 64 | 226 | 3.97 |

Q41 ALL SAINTS' MISSION: Level of importance Please rate these statements according to "HOW IMPORTANT IS THIS TO ME?"

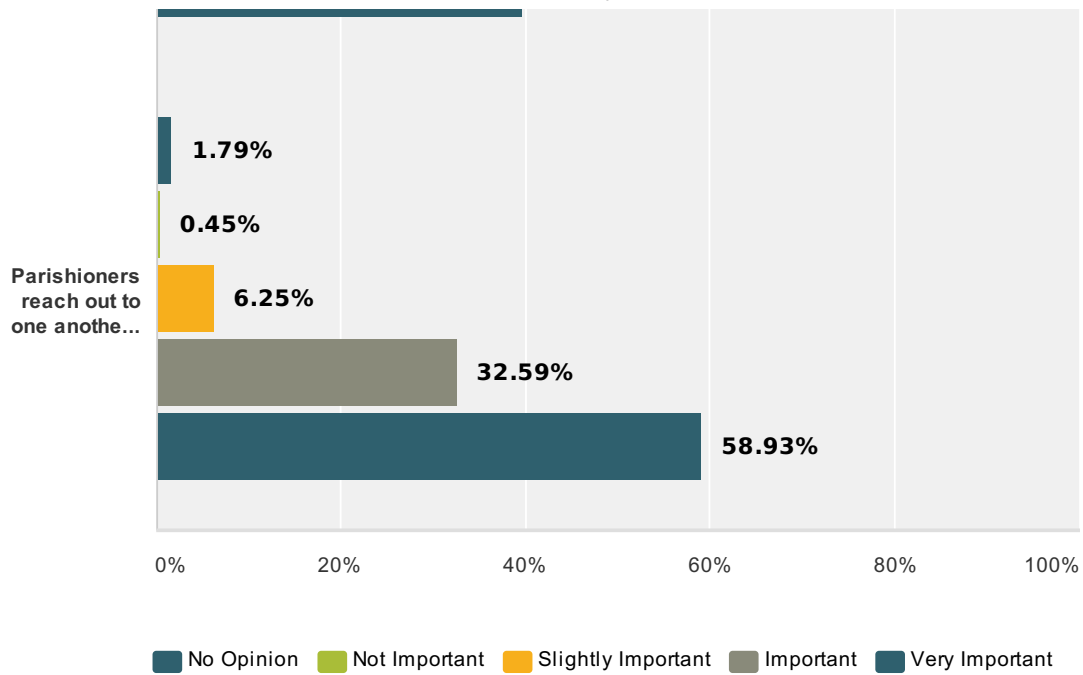
Answered: 227 Skipped: 22



All Saints Parish Profile Survey - September 2013



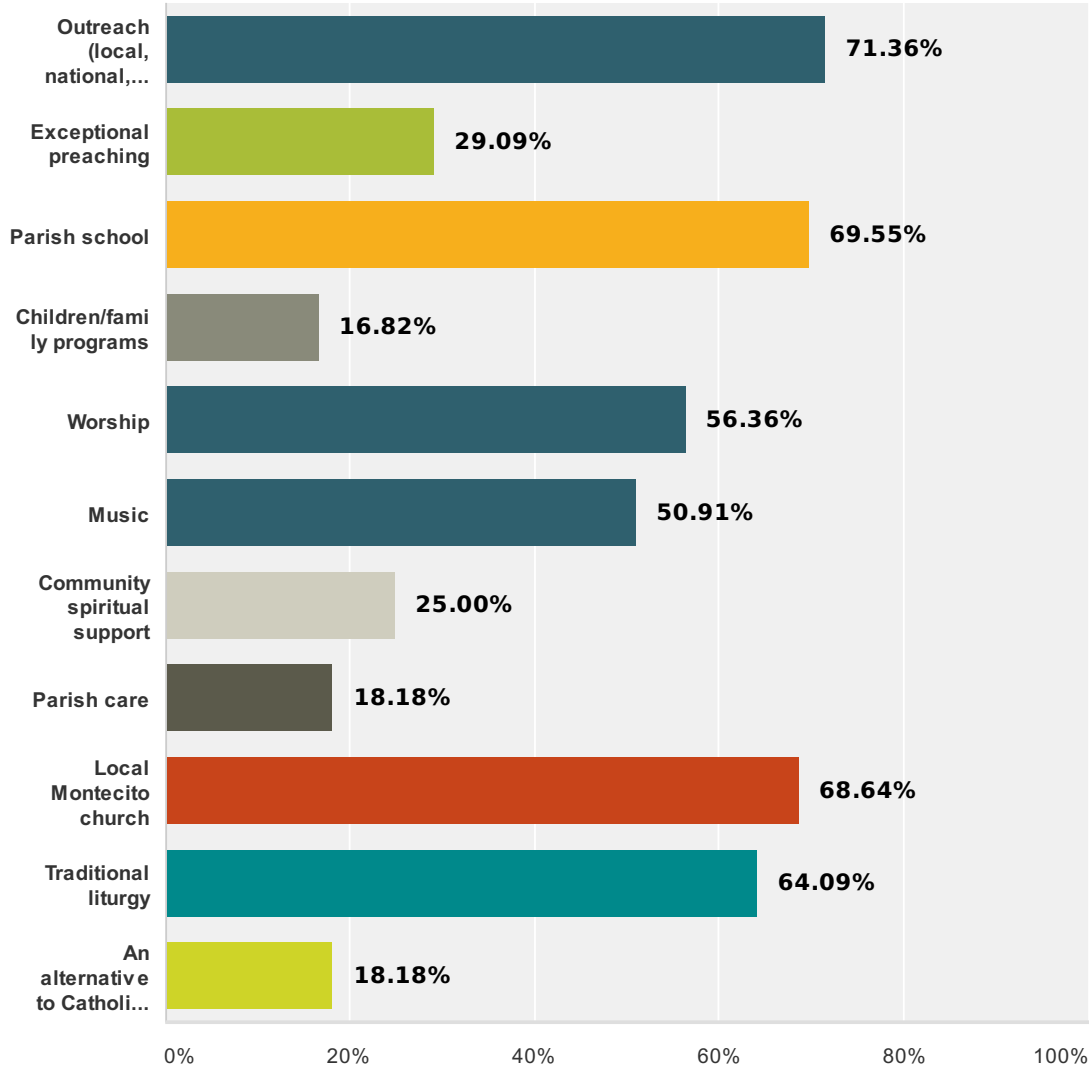
All Saints Parish Profile Survey - September 2013



| | No Opinion | Not Important | Slightly Important | Important | Very Important | Total | Average Rating |
|---|--------------|---------------|--------------------|---------------|----------------|-------|----------------|
| Welcome all to find a spiritual home at All Saints. | 0.44% 1 | 0% 0 | 3.08% 7 | 29.52% 67 | 66.96% 152 | 227 | 4.63 |
| Lay people exercise a vital role in the governance and ministry of our church. | 3.10% 7 | 1.33% 3 | 6.64% 15 | 43.81% 99 | 45.13% 102 | 226 | 4.27 |
| We value the inclusion of all who seek to worship God. | 0% 0 | 1.34% 3 | 3.13% 7 | 33.04% 74 | 62.50% 140 | 224 | 4.57 |
| We support the Episcopal Church of the USA in its work toward full inclusion of lesbian, gay, bisexual, and transgender (LGBT) Episcopalians. | 5.38% 12 | 16.59% 37 | 14.35% 32 | 27.80% 62 | 35.87% 80 | 223 | 3.72 |
| All Saints should support the right to same-sex marriage. | 12.84% 28 | 25.23% 55 | 16.51% 36 | 19.72% 43 | 25.69% 56 | 218 | 3.20 |
| All Saints represents a mix of socially liberal and conservative views. | 5.94% 13 | 10.05% 22 | 15.07% 33 | 40.18% 88 | 28.77% 63 | 219 | 3.76 |
| We seek to transform unjust structures of society and to respond to human need with loving service. | 4.98% 11 | 8.14% 18 | 16.29% 36 | 35.29% 78 | 35.29% 78 | 221 | 3.88 |
| The parish is sufficiently involved in outreach activities. | 1.78% 4 | 0.89% 2 | 8.44% 19 | 49.33% 111 | 39.56% 89 | 225 | 4.24 |
| Parishioners reach out to one another in friendship and in times of need. | 1.79% 4 | 0.45% 1 | 6.25% 14 | 32.59% 73 | 58.93% 132 | 224 | 4.46 |

Q42 Many churches emphasize programs that become part of their public identity. What is All Saints known for? (Check all that apply)

Answered: 220 Skipped: 29



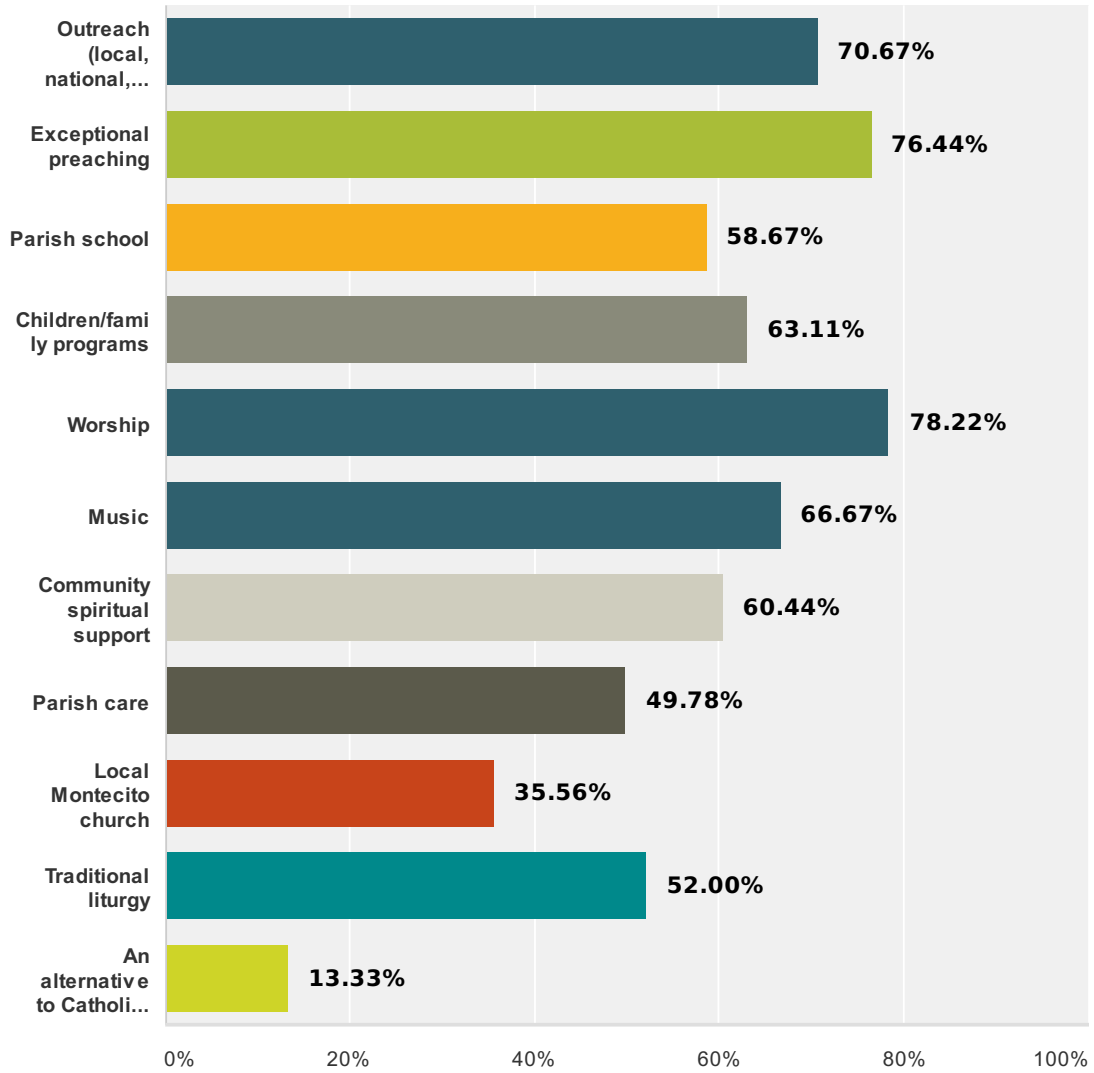
| Answer Choices | Responses | Count |
|---|-----------|-------|
| Outreach (local, national, international) | 71.36% | 157 |
| Exceptional preaching | 29.09% | 64 |
| Parish school | 69.55% | 153 |
| Children/family programs | 16.82% | 37 |
| Worship | 56.36% | 124 |
| Music | 50.91% | 112 |
| Community spiritual support | 25% | 55 |
| Parish care | 18.18% | 40 |

All Saints Parish Profile Survey - September 2013

| | | |
|-----------------------------------|--------|-----|
| Local Montecito church | 68.64% | 151 |
| Traditional liturgy | 64.09% | 141 |
| An alternative to Catholic Church | 18.18% | 40 |
| Total Respondents: 220 | | |

Q43 What would you like All Saints to be known for? (Check all that apply)

Answered: 225 Skipped: 24



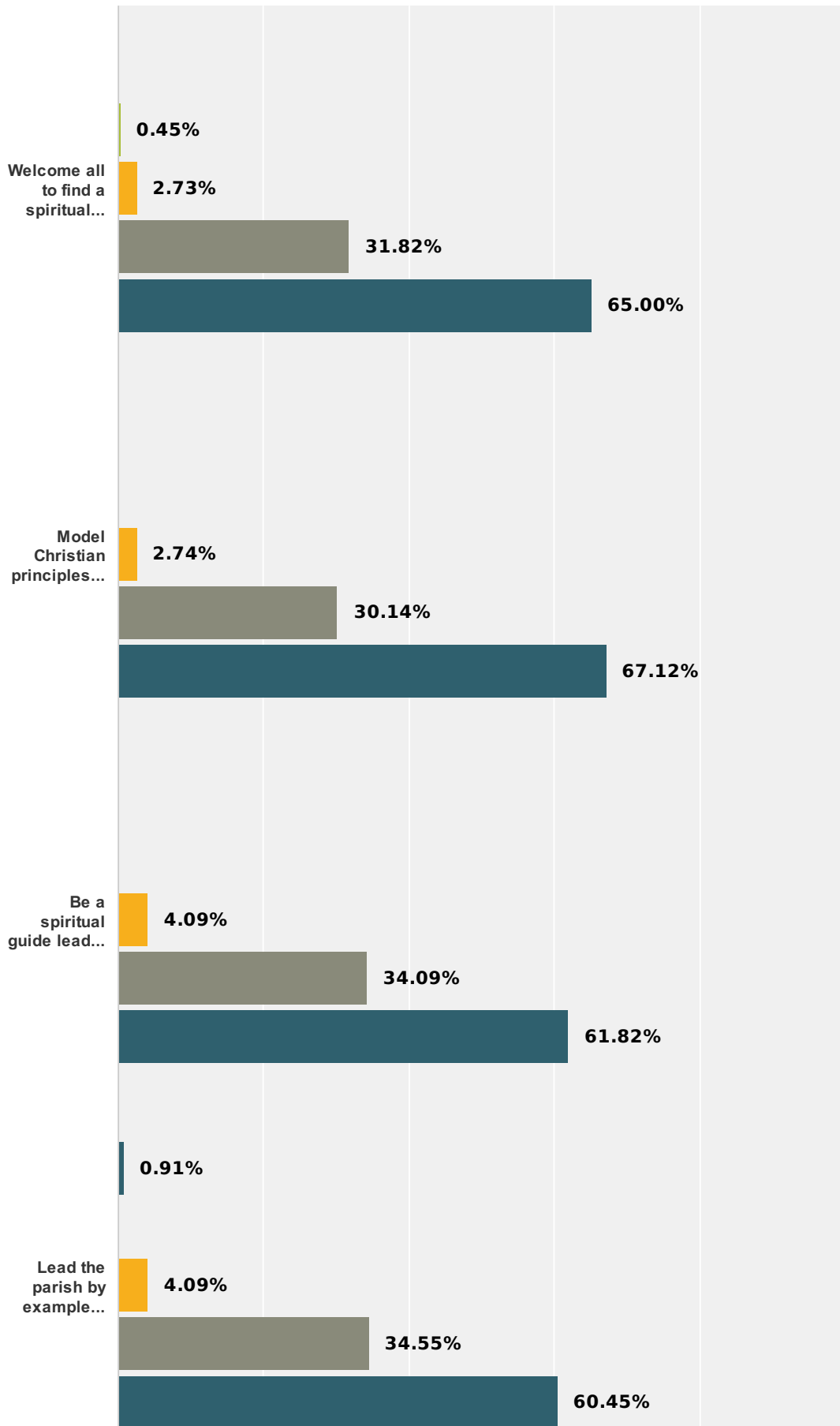
| Answer Choices | Responses |
|---|------------|
| Outreach (local, national, international) | 70.67% 159 |
| Exceptional preaching | 76.44% 172 |
| Parish school | 58.67% 132 |
| Children/family programs | 63.11% 142 |
| Worship | 78.22% 176 |
| Music | 66.67% 150 |
| Community spiritual support | 60.44% 136 |
| Parish care | 49.78% 112 |
| Local Montecito church | 35.56% 80 |
| Traditional liturgy | 52% 117 |

All Saints Parish Profile Survey - September 2013

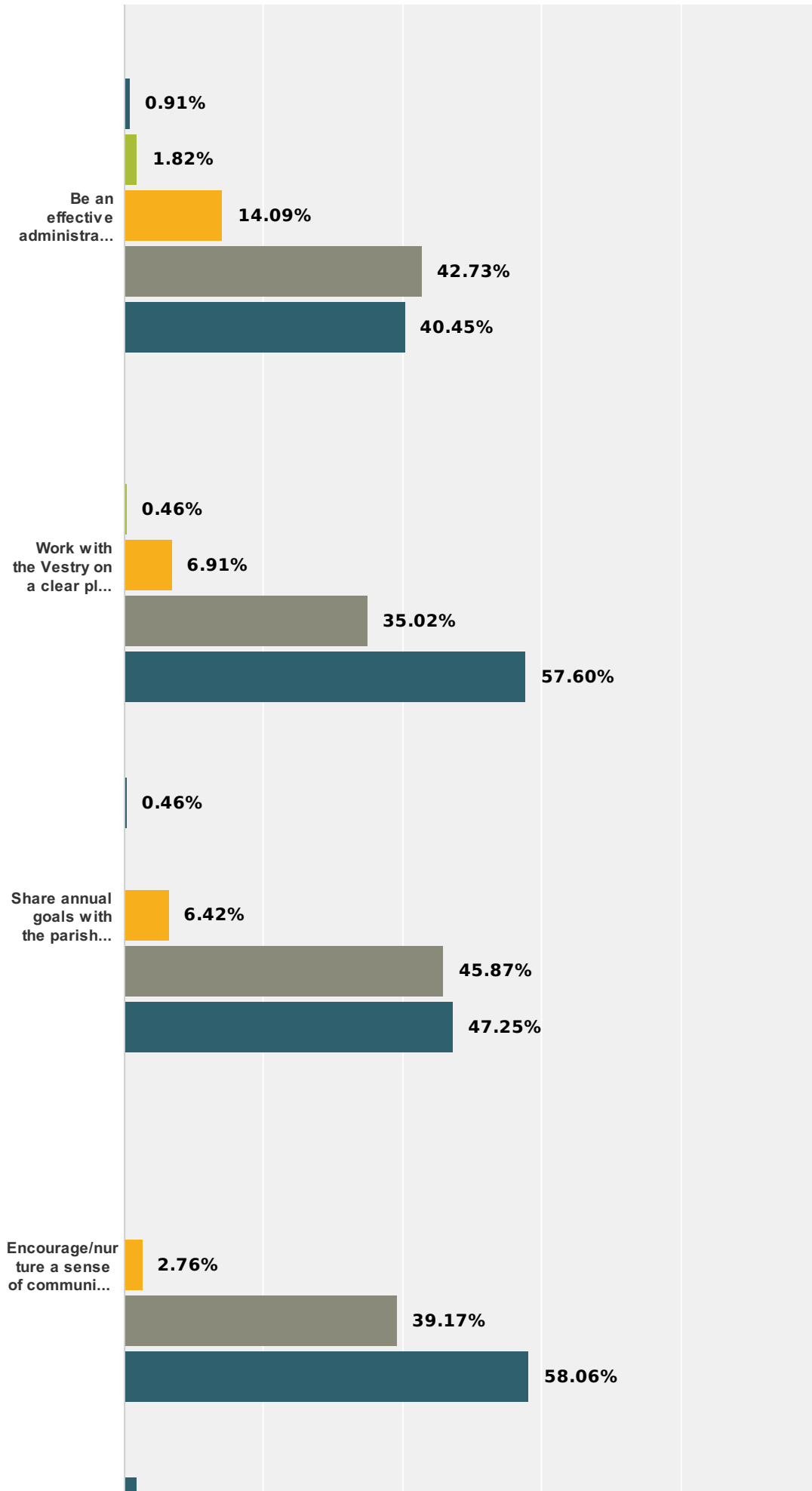
| | | |
|-----------------------------------|--------|----|
| An alternative to Catholic Church | 13.33% | 30 |
| Total Respondents: 225 | | |

Q44 Our next Rector should ...

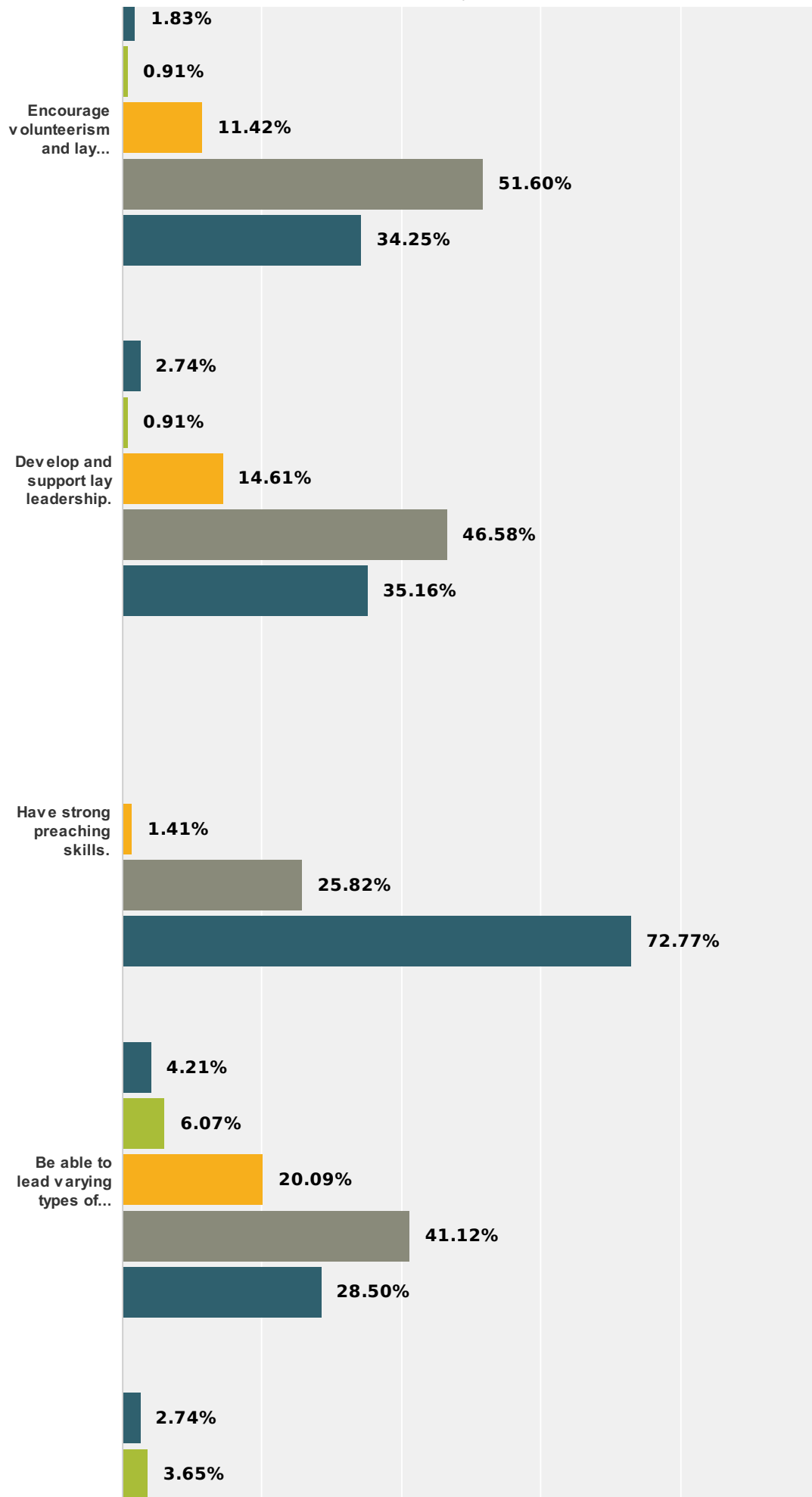
Answered: 223 Skipped: 26



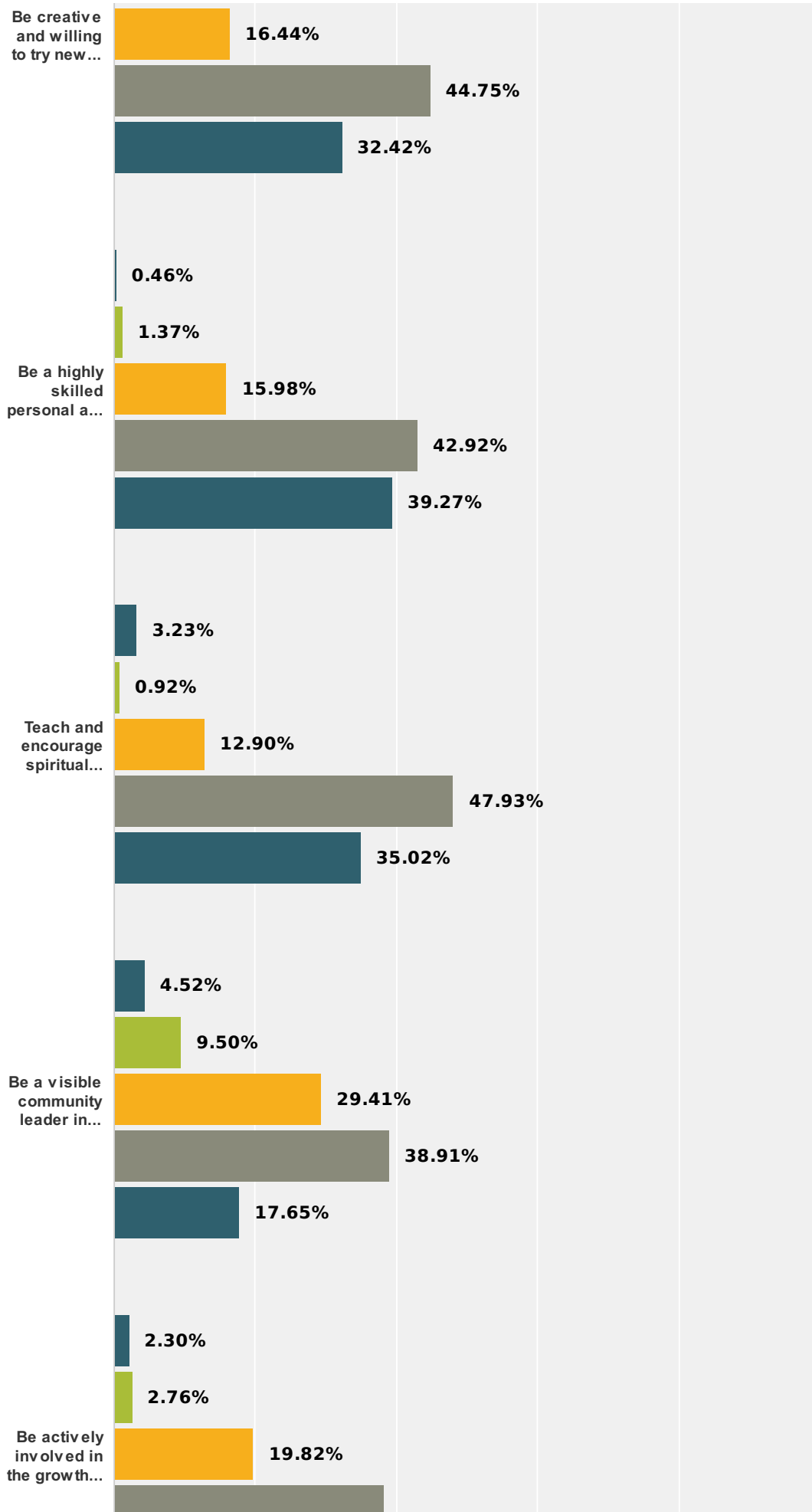
All Saints Parish Profile Survey - September 2013



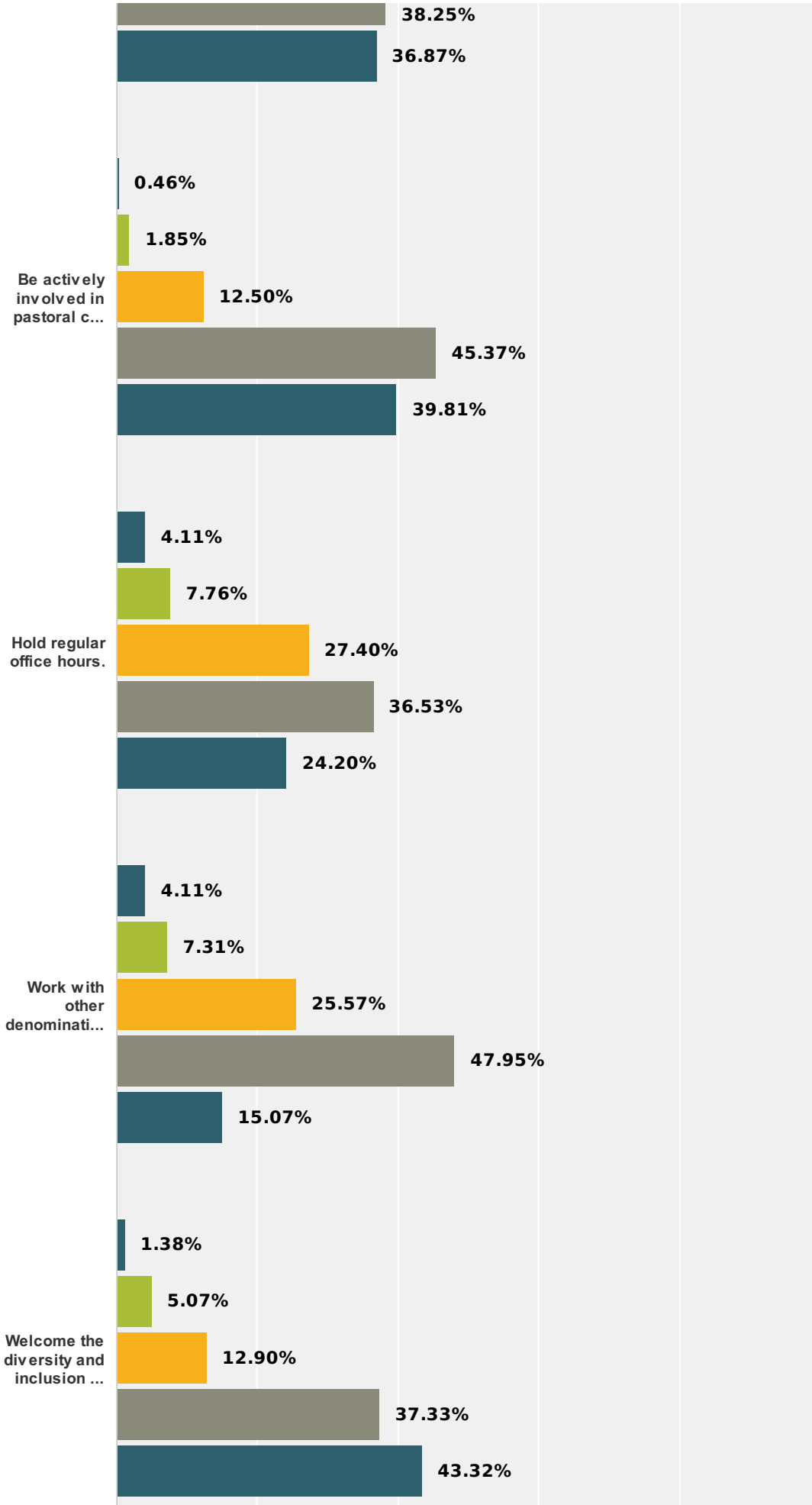
All Saints Parish Profile Survey - September 2013



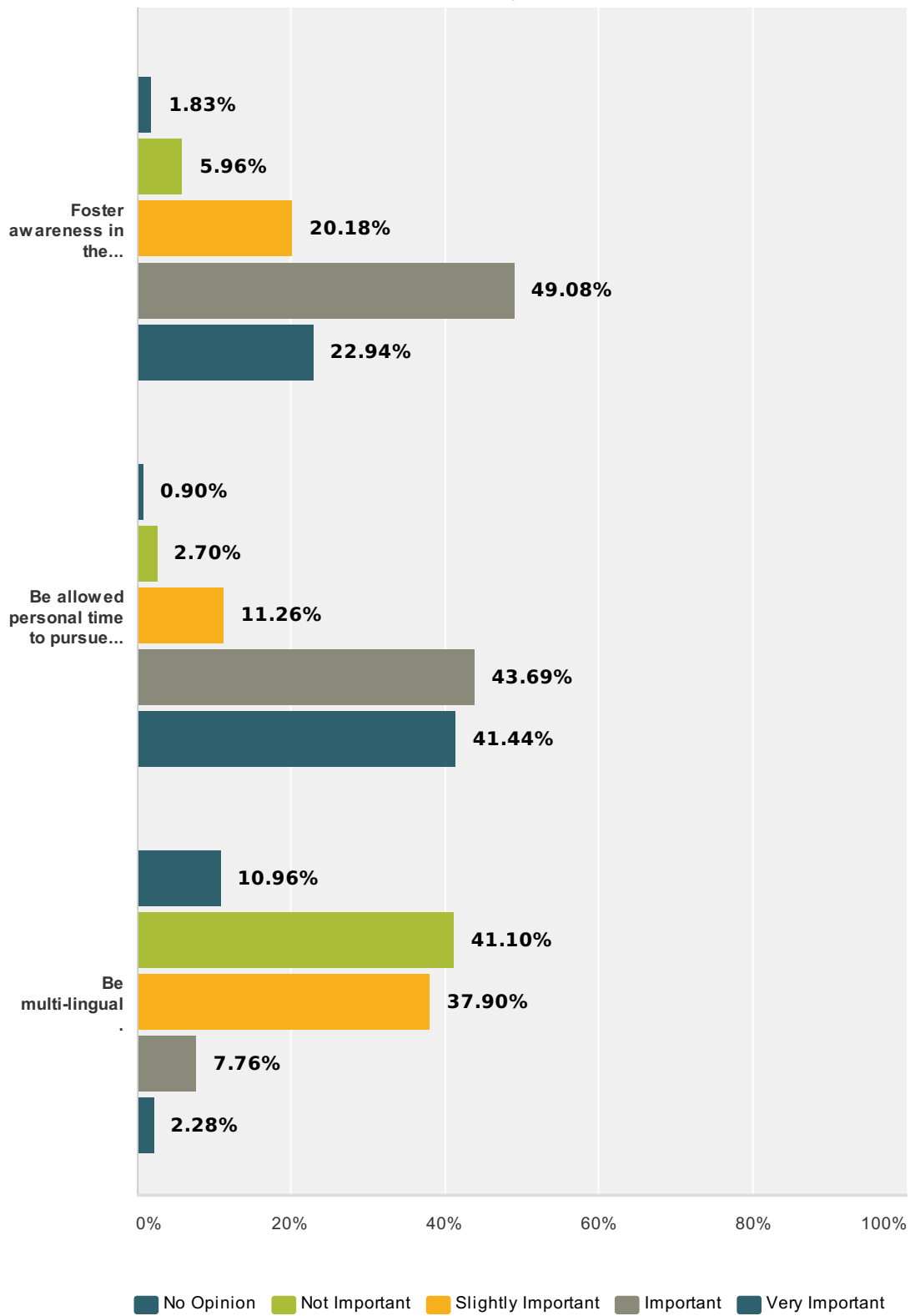
All Saints Parish Profile Survey - September 2013



All Saints Parish Profile Survey - September 2013



All Saints Parish Profile Survey - September 2013



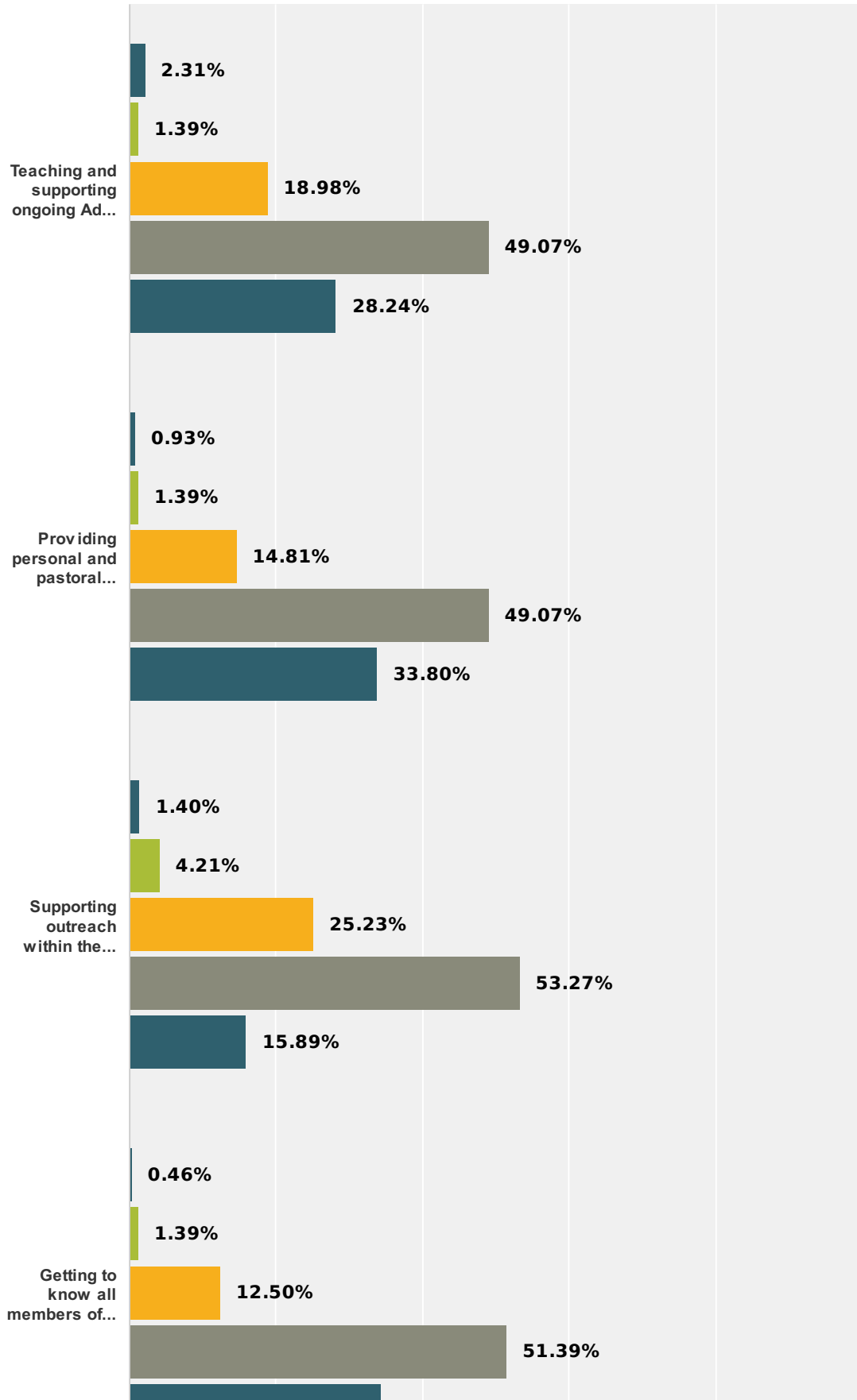
| | No Opinion | Not Important | Slightly Important | Important | Very Important | Total | Average Rating |
|---|------------|---------------|--------------------|-----------|----------------|-------|----------------|
| Welcome all to find a spiritual home at All Saints. | 0% | 0.45% | 2.73% | 31.82% | 65% | 220 | 4.61 |
| Model Christian principles in personal, family and community life. | 0% | 0% | 2.74% | 30.14% | 67.12% | 219 | 4.64 |
| Be a spiritual guide leading others in the formation and development of their spiritual life. | 0% | 0% | 4.09% | 34.09% | 61.82% | 220 | 4.58 |

All Saints Parish Profile Survey - September 2013

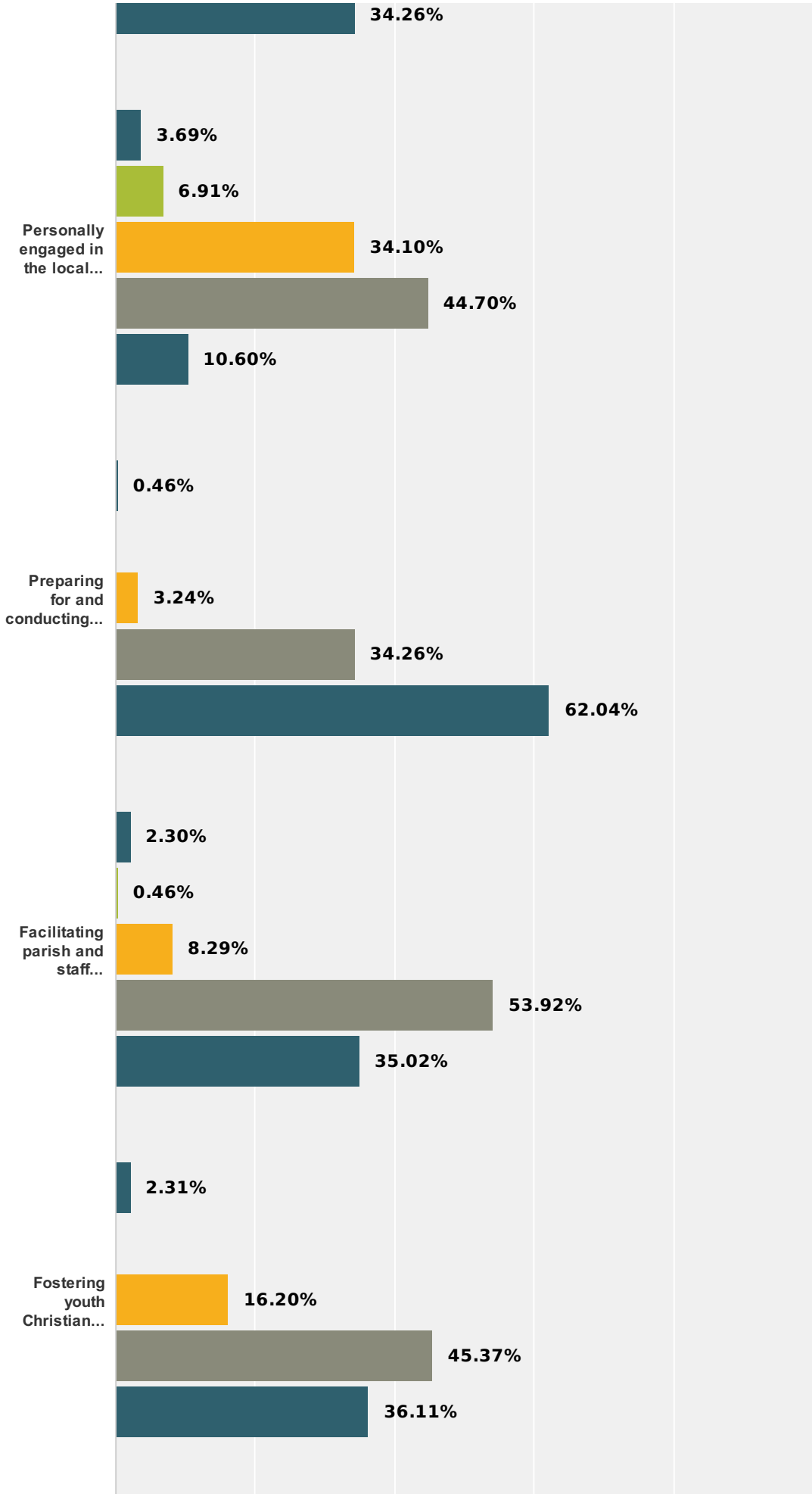
| | | | | | | | |
|---|---------------------|---------------------|---------------------|----------------------|----------------------|-----|------|
| Lead the parish by example toward having a greater sense of community and living Christian principles and ethics. | 0.91% 2 | 0% 0 | 4.09% 9 | 34.55% 76 | 60.45% 133 | 220 | 4.54 |
| Be an effective administrator capable of providing fiscal oversight. | 0.91% 2 | 1.82% 4 | 14.09% 31 | 42.73% 94 | 40.45% 89 | 220 | 4.20 |
| Work with the Vestry on a clear plan for All Saints' growth and progress. | 0% 0 | 0.46% 1 | 6.91% 15 | 35.02% 76 | 57.60% 125 | 217 | 4.50 |
| Share annual goals with the parish and Vestry. | 0.46% 1 | 0% 0 | 6.42% 14 | 45.87% 100 | 47.25% 103 | 218 | 4.39 |
| Encourage/nurture a sense of community within the parish. | 0% 0 | 0% 0 | 2.76% 6 | 39.17% 85 | 58.06% 126 | 217 | 4.55 |
| Encourage volunteerism and lay ministry. | 1.83% 4 | 0.91% 2 | 11.42% 25 | 51.60% 113 | 34.25% 75 | 219 | 4.16 |
| Develop and support lay leadership. | 2.74% 6 | 0.91% 2 | 14.61% 32 | 46.58% 102 | 35.16% 77 | 219 | 4.11 |
| Have strong preaching skills. | 0% 0 | 0% 0 | 1.41% 3 | 25.82% 55 | 72.77% 155 | 213 | 4.71 |
| Be able to lead varying types of services that appeal to different groups within the parish. | 4.21% 9 | 6.07% 13 | 20.09% 43 | 41.12% 88 | 28.50% 61 | 214 | 3.84 |
| Be creative and willing to try new programs and activities. | 2.74% 6 | 3.65% 8 | 16.44% 36 | 44.75% 98 | 32.42% 71 | 219 | 4.00 |
| Be a highly skilled personal and family pastoral counselor. | 0.46% 1 | 1.37% 3 | 15.98% 35 | 42.92% 94 | 39.27% 86 | 219 | 4.19 |
| Teach and encourage spiritual growth and development through adult education and formation. | 3.23% 7 | 0.92% 2 | 12.90% 28 | 47.93% 104 | 35.02% 76 | 217 | 4.11 |
| Be a visible community leader in Santa Barbara. | 4.52% 10 | 9.50% 21 | 29.41% 65 | 38.91% 86 | 17.65% 39 | 221 | 3.56 |
| Be actively involved in the growth of children's and youth ministries. | 2.30% 5 | 2.76% 6 | 19.82% 43 | 38.25% 83 | 36.87% 80 | 217 | 4.05 |
| Be actively involved in pastoral care and counseling. | 0.46% 1 | 1.85% 4 | 12.50% 27 | 45.37% 98 | 39.81% 86 | 216 | 4.22 |
| Hold regular office hours. | 4.11% 9 | 7.76% 17 | 27.40% 60 | 36.53% 80 | 24.20% 53 | 219 | 3.69 |
| Work with other denominations and religious institutions in Santa Barbara. | 4.11% 9 | 7.31% 16 | 25.57% 56 | 47.95% 105 | 15.07% 33 | 219 | 3.63 |
| Welcome the diversity and inclusion of all people. | 1.38% 3 | 5.07% 11 | 12.90% 28 | 37.33% 81 | 43.32% 94 | 217 | 4.16 |
| Foster awareness in the congregation of community issues and needs. | 1.83% 4 | 5.96% 13 | 20.18% 44 | 49.08% 107 | 22.94% 50 | 218 | 3.85 |
| Be allowed personal time to pursue individual and family interests. | 0.90% 2 | 2.70% 6 | 11.26% 25 | 43.69% 97 | 41.44% 92 | 222 | 4.22 |
| Be multi-lingual. | 10.96% 24 | 41.10% 90 | 37.90% 83 | 7.76% 17 | 2.28% 5 | 219 | 2.49 |

Q45 How should our next Rector prioritize the following responsibilities?

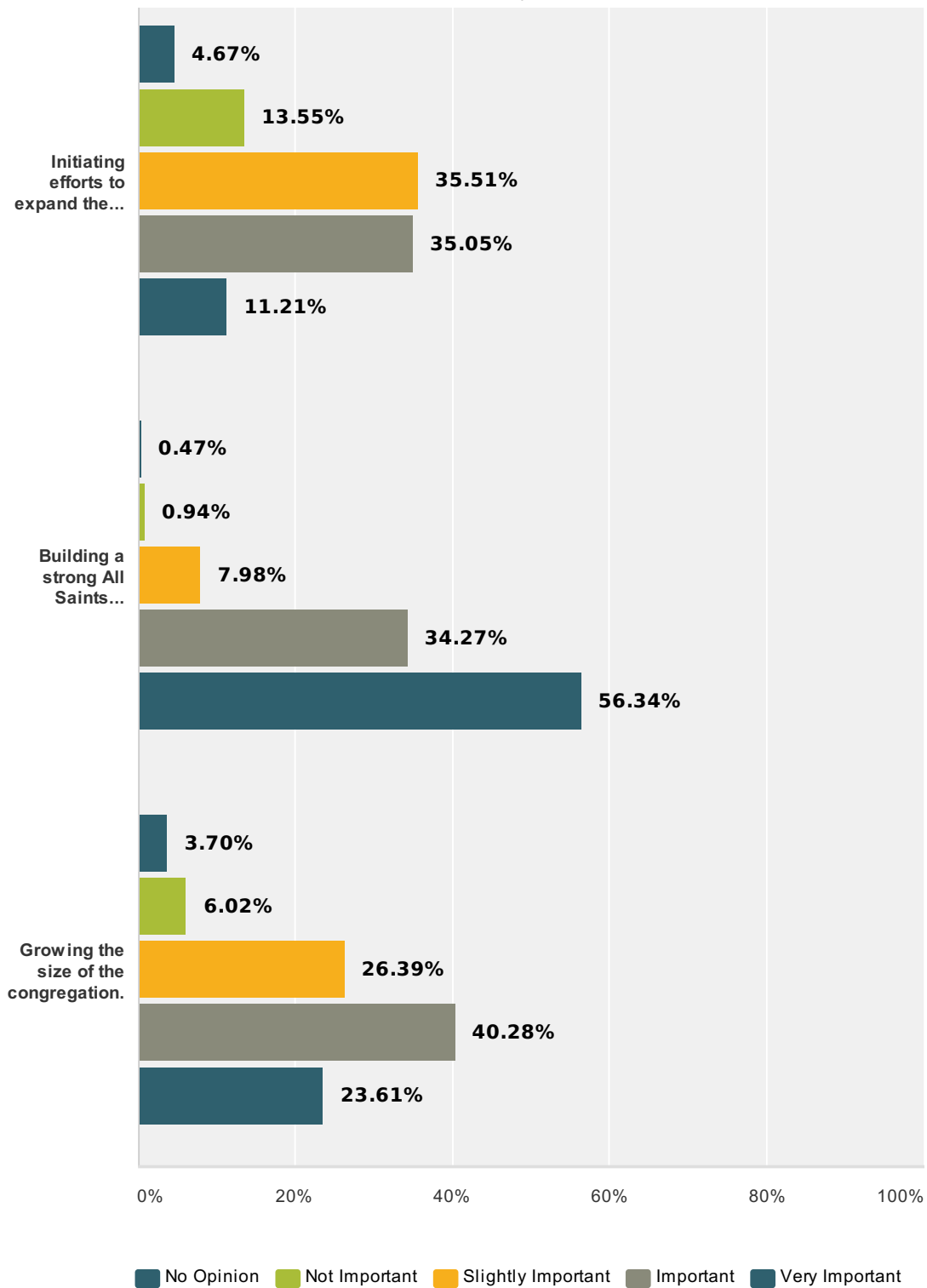
Answered: 219 Skipped: 30



All Saints Parish Profile Survey - September 2013



All Saints Parish Profile Survey - September 2013



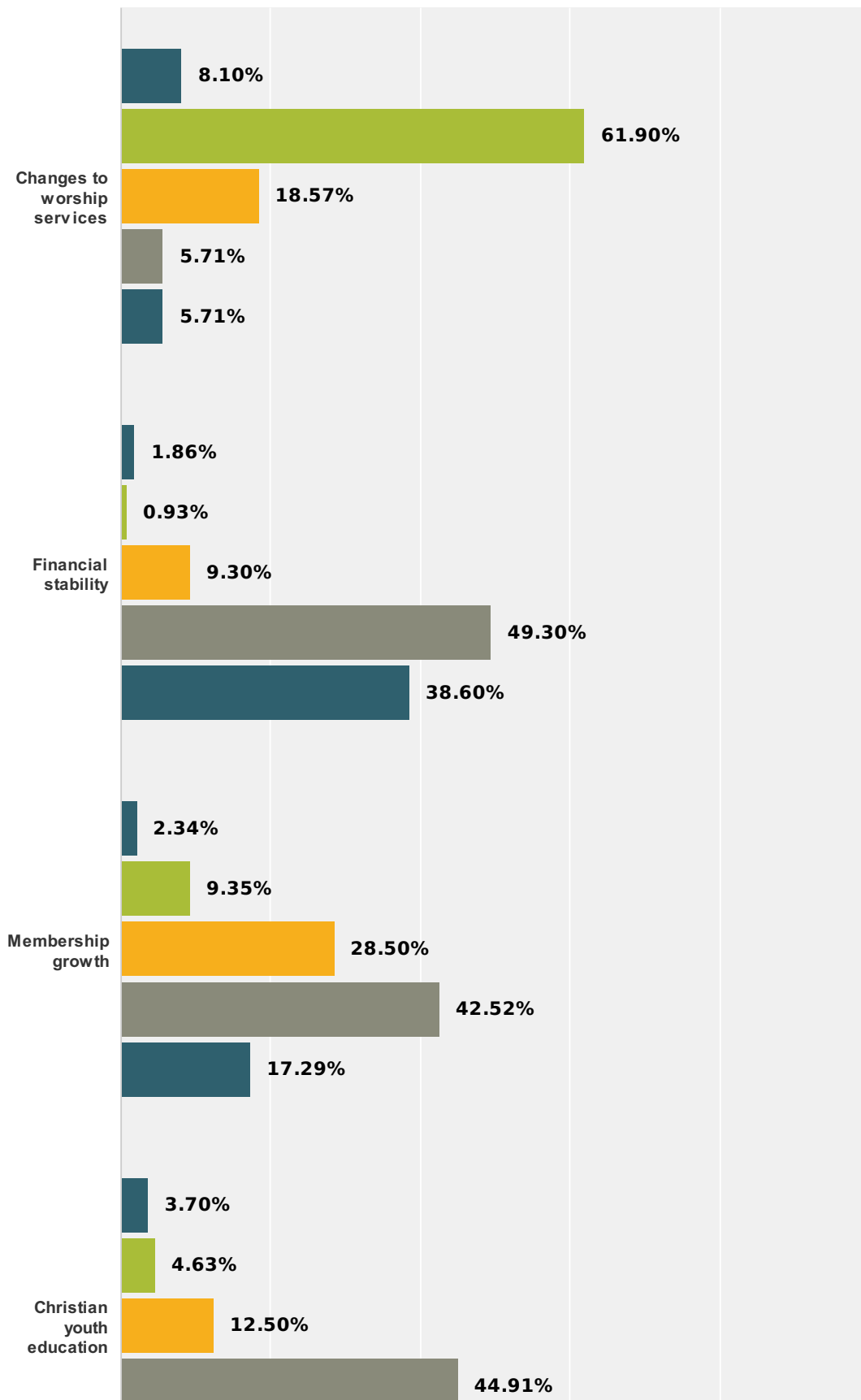
| | No Opinion | Not Important | Slightly Important | Important | Very Important | Total | Average Rating |
|--|------------|---------------|--------------------|---------------|----------------|-------|----------------|
| Teaching and supporting ongoing Adult Christian education. | 2.31% 5 | 1.39% 3 | 18.98% 41 | 49.07% 106 | 28.24% 61 | 216 | 4.00 |
| Providing personal and pastoral counseling. | 0.93% 2 | 1.39% 3 | 14.81% 32 | 49.07% 106 | 33.80% 73 | 216 | 4.13 |
| Supporting outreach within the local, national, and international communities. | 1.40% 3 | 4.21% 9 | 25.23% 54 | 53.27% 114 | 15.89% 34 | 214 | 3.78 |
| Getting to know all members of the parish (active and inactive). | 0.46% 1 | 1.39% 3 | 12.50% 27 | 51.39% 111 | 34.26% 74 | 216 | 4.18 |

All Saints Parish Profile Survey - September 2013

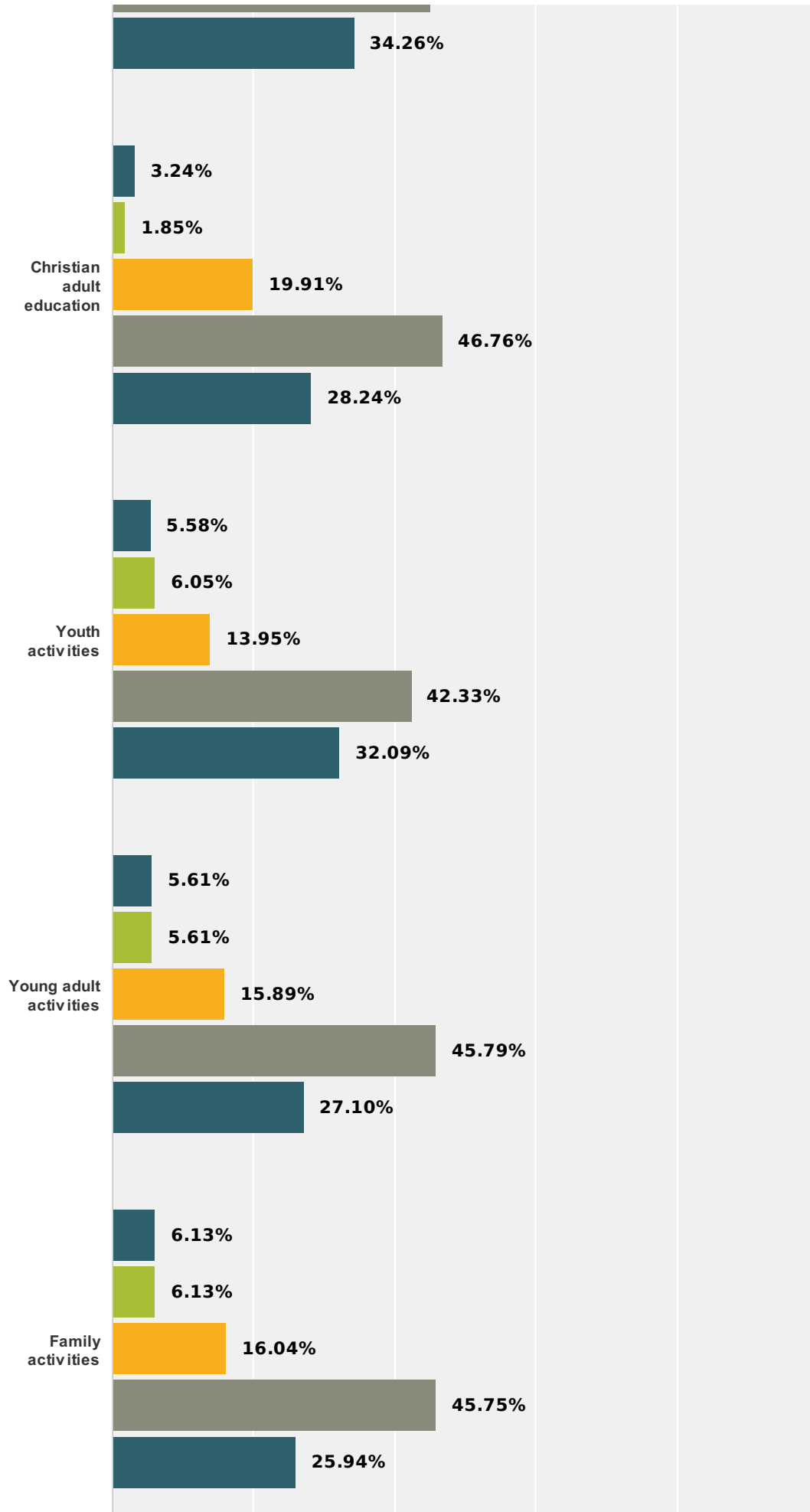
| | | | | | | | |
|---|--------------------|---------------------|---------------------|----------------------|----------------------|-----|------|
| Personally engaged in the local Santa Barbara community. | 3.69% 8 | 6.91% 15 | 34.10% 74 | 44.70% 97 | 10.60% 23 | 217 | 3.52 |
| Preparing for and conducting Worship services. | 0.46% 1 | 0% 0 | 3.24% 7 | 34.26% 74 | 62.04% 134 | 216 | 4.57 |
| Facilitating parish and staff team-building. | 2.30% 5 | 0.46% 1 | 8.29% 18 | 53.92% 117 | 35.02% 76 | 217 | 4.19 |
| Fostering youth Christian education and social opportunities. | 2.31% 5 | 0% 0 | 16.20% 35 | 45.37% 98 | 36.11% 78 | 216 | 4.13 |
| Initiating efforts to expand the diversity of the congregation. | 4.67% 10 | 13.55% 29 | 35.51% 76 | 35.05% 75 | 11.21% 24 | 214 | 3.35 |
| Building a strong All Saints Community. | 0.47% 1 | 0.94% 2 | 7.98% 17 | 34.27% 73 | 56.34% 120 | 213 | 4.45 |
| Growing the size of the congregation. | 3.70% 8 | 6.02% 13 | 26.39% 57 | 40.28% 87 | 23.61% 51 | 216 | 3.74 |

Q46 How important are the following congregational issues to YOU during the next few years?

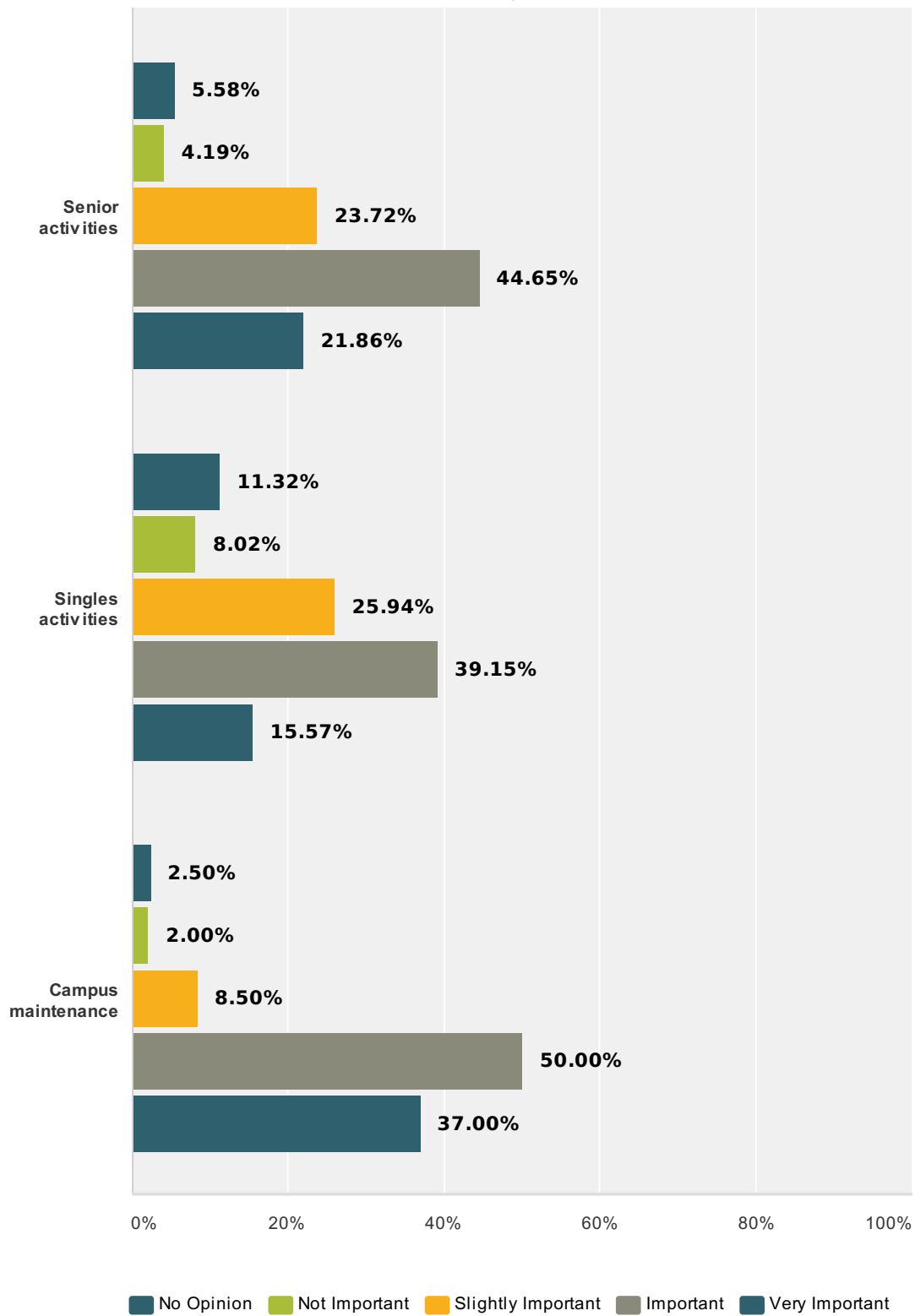
Answered: 217 Skipped: 32



All Saints Parish Profile Survey - September 2013



All Saints Parish Profile Survey - September 2013



| | No Opinion | Not Important | Slightly Important | Important | Very Important | Total | Average Rating |
|-----------------------------|-------------|---------------|--------------------|---------------|----------------|-------|----------------|
| Changes to worship services | 8.10% 17 | 61.90% 130 | 18.57% 39 | 5.71% 12 | 5.71% 12 | 210 | 2.39 |
| Financial stability | 1.86% 4 | 0.93% 2 | 9.30% 20 | 49.30% 106 | 38.60% 83 | 215 | 4.22 |
| Membership growth | 2.34% 5 | 9.35% 20 | 28.50% 61 | 42.52% 91 | 17.29% 37 | 214 | 3.63 |

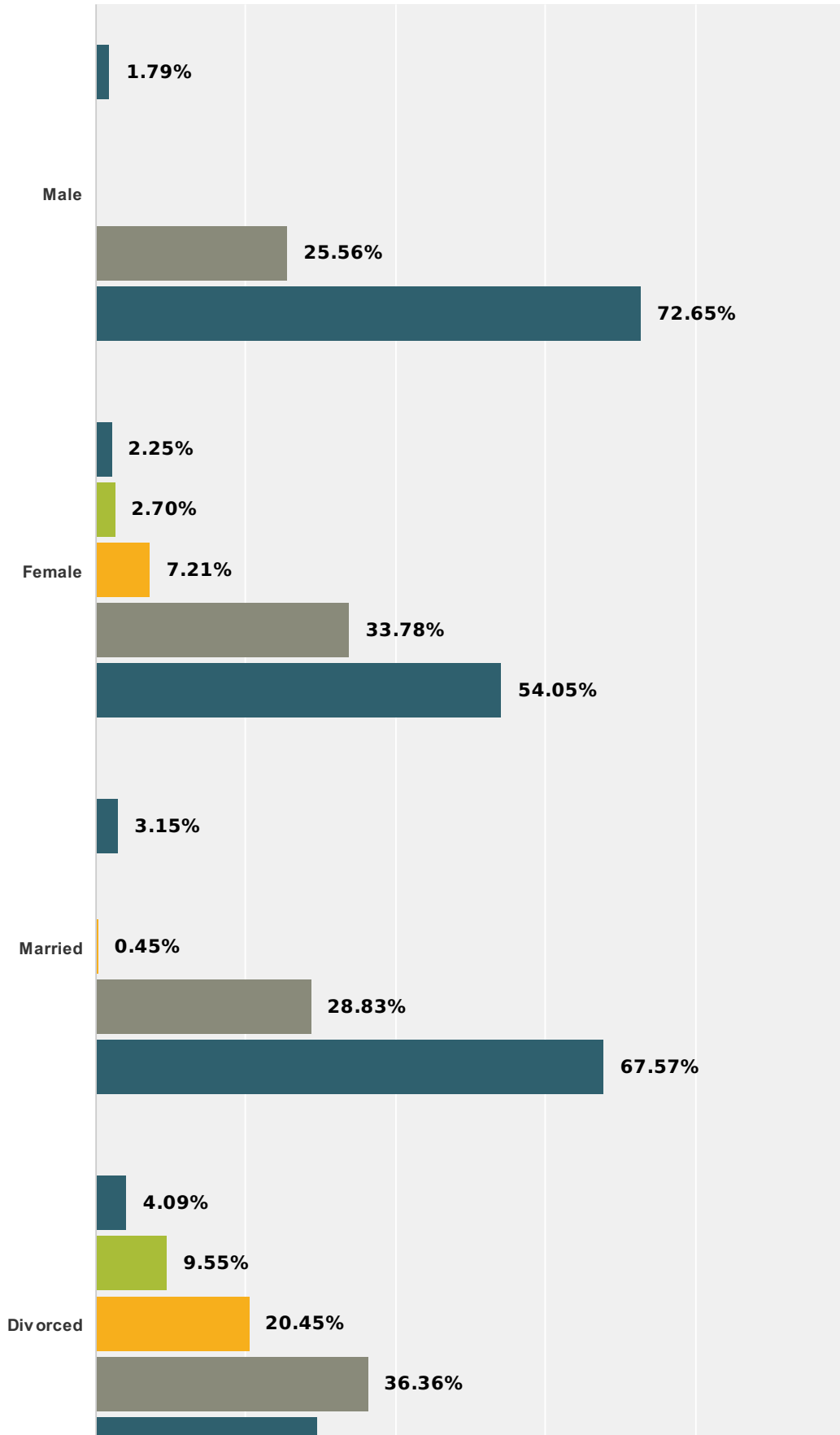
| | | | | | | | |
|---------------------------|-------|-------|--------|--------|--------|--|--|
| Christian youth education | 3.70% | 4.63% | 12.50% | 44.91% | 34.26% | | |
|---------------------------|-------|-------|--------|--------|--------|--|--|

All Saints Parish Profile Survey - September 2013

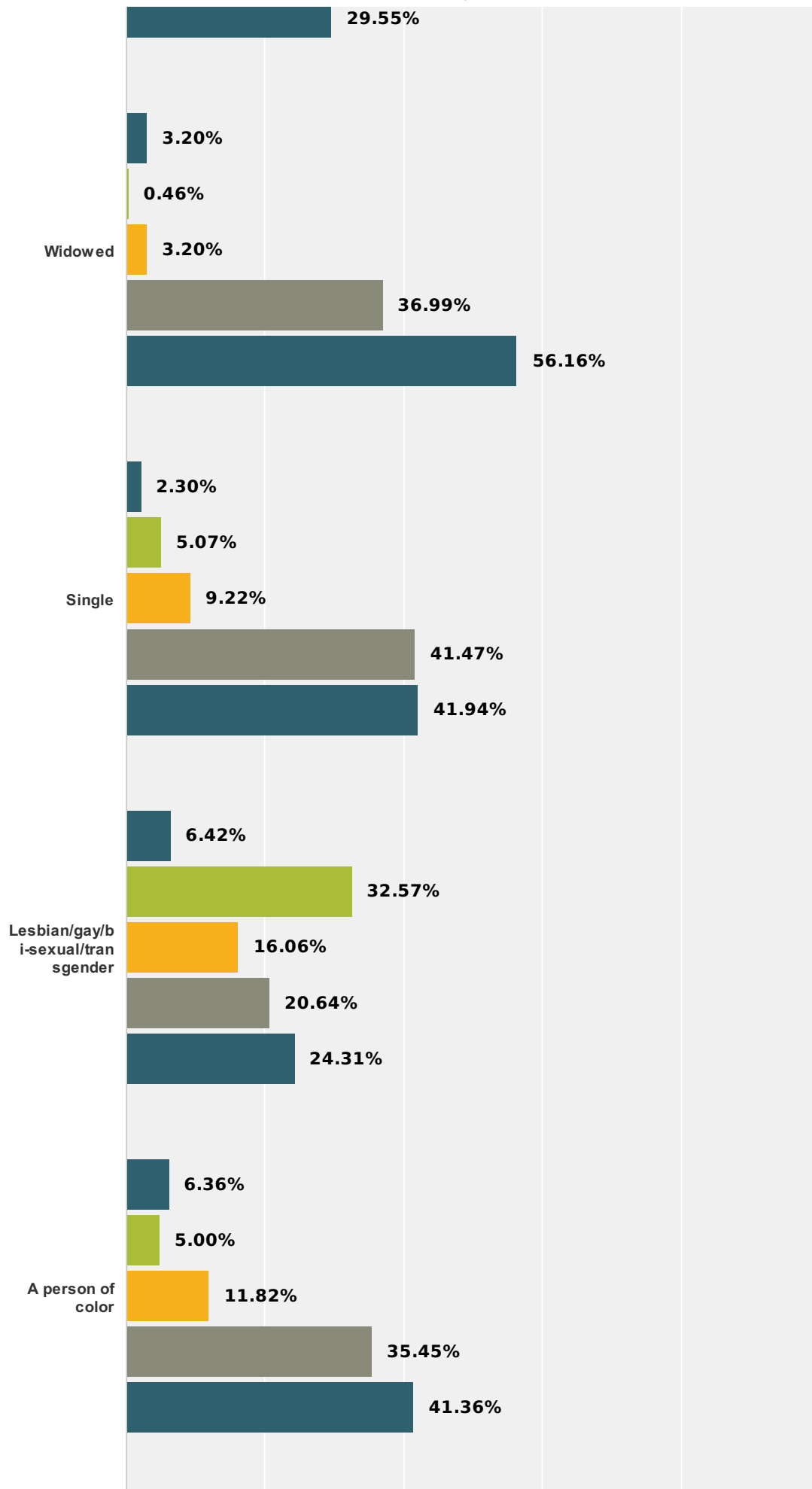
| | 2008 | 2010 | 2012 | 2013 | 2014 | | |
|---------------------------|--------|-------|--------|--------|--------|-----|------|
| Christian youth education | 3.16% | 4.10% | 12.00% | 77.91% | 37.12% | 216 | 4.01 |
| Christian adult education | 3.24% | 1.85% | 19.91% | 46.76% | 28.24% | 216 | 3.95 |
| Youth activities | 5.58% | 6.05% | 13.95% | 42.33% | 32.09% | 215 | 3.89 |
| Young adult activities | 5.61% | 5.61% | 15.89% | 45.79% | 27.10% | 214 | 3.83 |
| Family activities | 6.13% | 6.13% | 16.04% | 45.75% | 25.94% | 212 | 3.79 |
| Senior activities | 5.58% | 4.19% | 23.72% | 44.65% | 21.86% | 215 | 3.73 |
| Singles activities | 11.32% | 8.02% | 25.94% | 39.15% | 15.57% | 212 | 3.40 |
| Campus maintenance | 2.50% | 2% | 8.50% | 50% | 37% | 200 | 4.17 |

Q47 How comfortable would you be with a Rector who is:

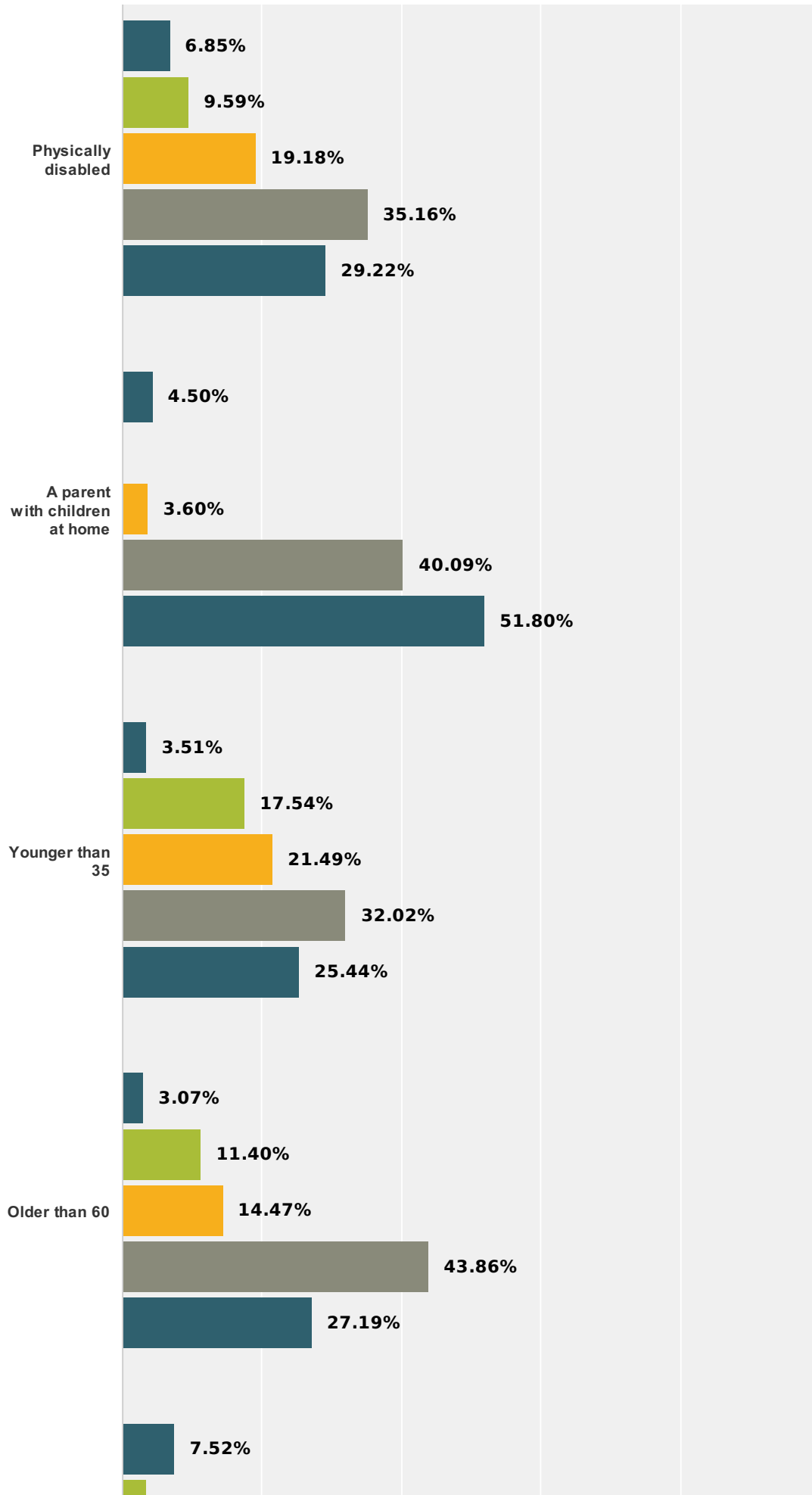
Answered: 229 Skipped: 20



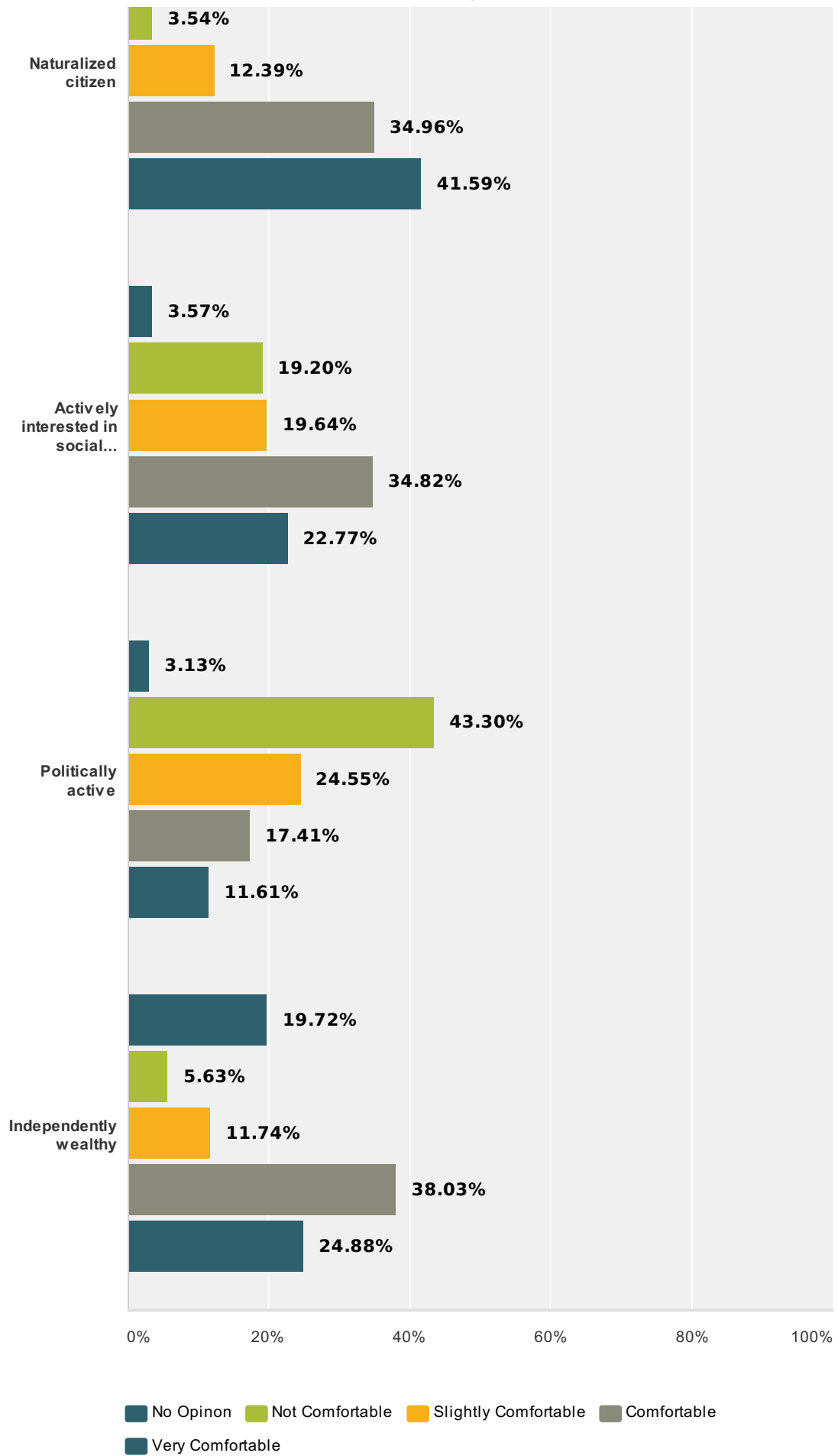
All Saints Parish Profile Survey - September 2013



All Saints Parish Profile Survey - September 2013



All Saints Parish Profile Survey - September 2013



All Saints Parish Profile Survey - September 2013

| | No Opinon | Not Comfortable | Slightly Comfortable | Comfortable | Very Comfortable | Total | Average Rating |
|---------------------------------------|--------------|-----------------|----------------------|---------------|------------------|-------|----------------|
| Male | 1.79% 4 | 0% 0 | 0% 0 | 25.56% 57 | 72.65% 162 | 223 | 4.67 |
| Female | 2.25% 5 | 2.70% 6 | 7.21% 16 | 33.78% 75 | 54.05% 120 | 222 | 4.35 |
| Married | 3.15% 7 | 0% 0 | 0.45% 1 | 28.83% 64 | 67.57% 150 | 222 | 4.58 |
| Divorced | 4.09% 9 | 9.55% 21 | 20.45% 45 | 36.36% 80 | 29.55% 65 | 220 | 3.78 |
| Widowed | 3.20% 7 | 0.46% 1 | 3.20% 7 | 36.99% 81 | 56.16% 123 | 219 | 4.42 |
| Single | 2.30% 5 | 5.07% 11 | 9.22% 20 | 41.47% 90 | 41.94% 91 | 217 | 4.16 |
| Lesbian/gay/bi-sexual/transgender | 6.42% 14 | 32.57% 71 | 16.06% 35 | 20.64% 45 | 24.31% 53 | 218 | 3.24 |
| A person of color | 6.36% 14 | 5% 11 | 11.82% 26 | 35.45% 78 | 41.36% 91 | 220 | 4.00 |
| Physically disabled | 6.85% 15 | 9.59% 21 | 19.18% 42 | 35.16% 77 | 29.22% 64 | 219 | 3.70 |
| A parent with children at home | 4.50% 10 | 0% 0 | 3.60% 8 | 40.09% 89 | 51.80% 115 | 222 | 4.35 |
| Younger than 35 | 3.51% 8 | 17.54% 40 | 21.49% 49 | 32.02% 73 | 25.44% 58 | 228 | 3.58 |
| Older than 60 | 3.07% 7 | 11.40% 26 | 14.47% 33 | 43.86% 100 | 27.19% 62 | 228 | 3.81 |
| Naturalized citizen | 7.52% 17 | 3.54% 8 | 12.39% 28 | 34.96% 79 | 41.59% 94 | 226 | 4.00 |
| Actively interested in social justice | 3.57% 8 | 19.20% 43 | 19.64% 44 | 34.82% 78 | 22.77% 51 | 224 | 3.54 |
| Politically active | 3.13% 7 | 43.30% 97 | 24.55% 55 | 17.41% 39 | 11.61% 26 | 224 | 2.91 |
| Independently wealthy | 19.72% 42 | 5.63% 12 | 11.74% 25 | 38.03% 81 | 24.88% 53 | 213 | 3.43 |

Q48 Please use the space below to provide your general comments on everything of importance to you. Please address your views on the improvements you would like, the programs that are most meaningful to you, and the greatest challenge currently facing All Saints. Once the results of this survey have been collated, a meeting will be scheduled with the congregation to share the results and to solicit additional feedback.

Answered: 131 Skipped: 118